

Iron Horse® 1000 Series Riveted Shelving

ABOUT THIS PRODUCT

1000 Rivet Shelving 12 inch deep units that will fit almost anywhere to keep you organized with easy access to your belongings. Simple assembly with a boltless design allows you to configure the shelving units vertically or horizontally while only using a rubber mallet (not included). Use in your home or garage with a shelf capacity of 150 lbs per shelf and a riveted steel frame that is rust-resistant and long-lasting.

FEATURES


- Three sizes available, 30"H, 48"H and 60"H (3, 4, and 5 shelf units)
- 150 lb weight capacity per shelf
- 12" deep units fit almost anywhere
- Steel frame with rust-resistant, powder-coat finish
- Riveted steel construction
- Simple assembly, boltless design
- Assembles vertically or horizontally
- Durable steel construction with non-porous surface is easy to clean and disinfect

STANDARDS & CERTIFICATIONS

- 5 Year Limited Warranty
- Contains PB or MDF that complies with Phase 2 emission limits per California CARB rule 93120.2
- TSCA Title VI Compliant

SHIPPING DETAILS

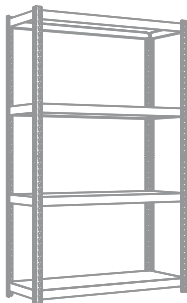
- FOB Dover, DE
- Country of Origin: USA



3-SHELF UNIT – 30"H x 30"W x 12"D

COLOR	ITEM NO.	LIST
Black	22539	\$146

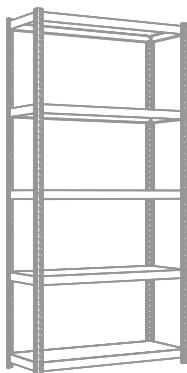
SHIPPING	
Dimensions	2.25H x 30.88W x 11.75D in.
Weight	15 lbs.
Cube	.47



4-SHELF UNIT – 48"H x 30"W x 12"D

COLOR	ITEM NO.	LIST
Black	22540	\$189

SHIPPING	
Dimensions	2.75H x 30.88W x 11.75D in.
Weight	20 lbs.
Cube	.58



5-SHELF UNIT – 60"H x 30"W x 12"D

COLOR	ITEM NO.	LIST
Black	22541	\$218

SHIPPING	
Dimensions	2.75H x 30.88W x 11.75D in.
Weight	24 lbs.
Cube	.58