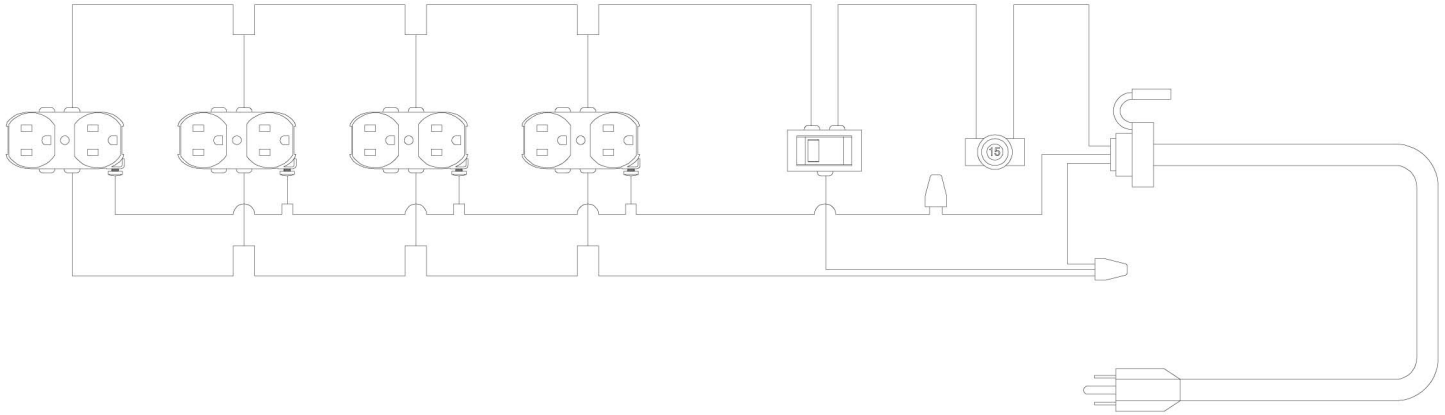


WIRING KIT

Tennsco Corp., Dickson, TN 37056-1888 • (615) 446-8000

READ INSTRUCTIONS CAREFULLY BEFORE ATTEMPTING TO ASSEMBLE OR INSTALL THE TENNSCO WIRING KIT. FAILURE TO COMPLY WITH CAUTIONS OR THE SAFETY INFORMATION BELOW COULD RESULT IN PERSONAL INJURY AND/OR PROPERTY DAMAGE! RETAIN INSTRUCTIONS FOR FUTURE REFERENCE!



DESCRIPTION

The Tennsco wiring kit is designed to provide convenient electric service on Tennsco EWB-3072 electronic workbench as well as RE-1072, RE-1572, RE-1060 and RE-1560 electronic risers. The wiring kit contains four duplex outlets, 15 amp circuit breaker, lighted switch, eight foot grounded cord with plug. Kit is shipped unassembled with all necessary assembly hardware.

SPECIFICATIONS

Kits are electrically rated at 15 amps - 125 volts MAXIMUM total for complete kit, not each outlet.

Power Cord: 8', 15 amp., 125V

Duplex Receptacle: 15 amp., 125V

Circuit Breaker: 15 amp., 250VAC

Rocker Switch: 15 amp., 125VAC

GENERAL SAFETY INFORMATION

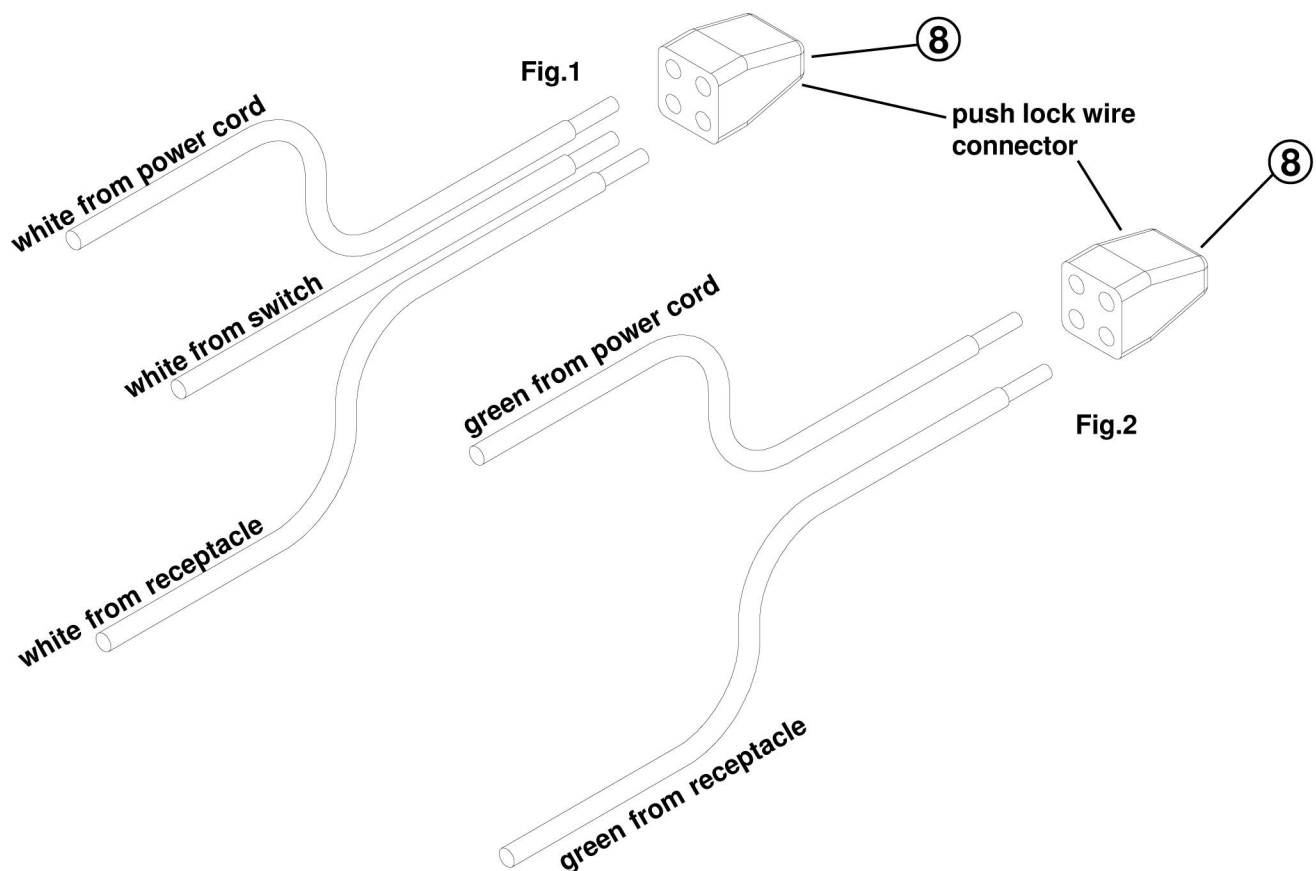
WARNING: Failure to heed these warnings could result in an electrical shock, causing injury or death.

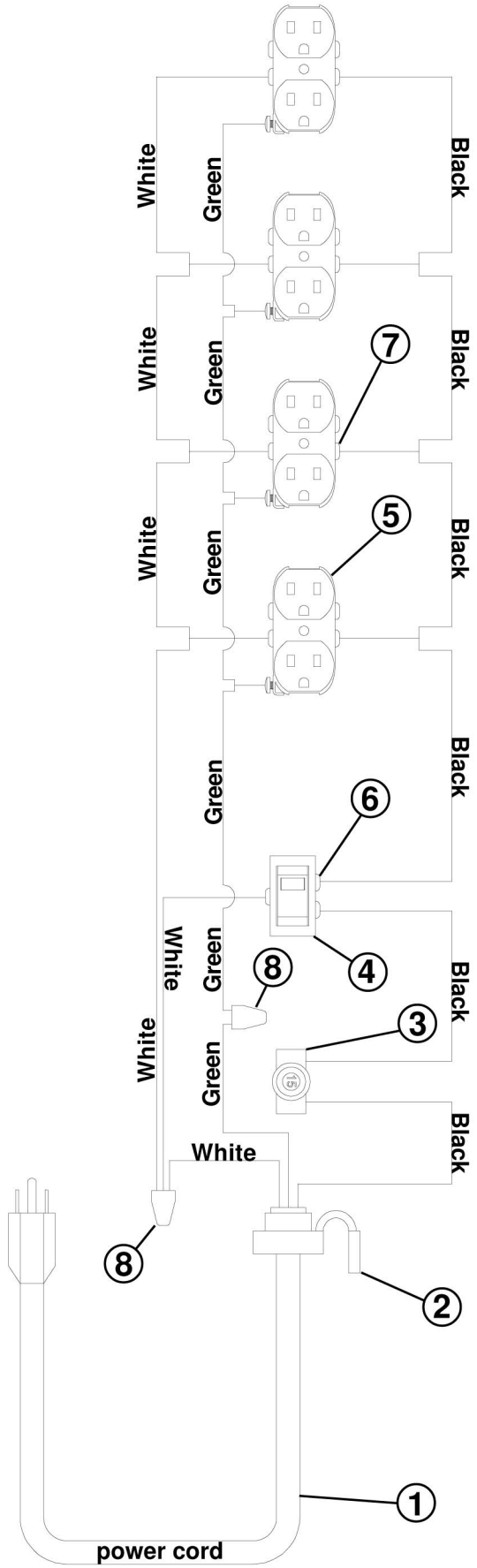
1. When installing this wiring kit, use only safe, recognized wiring practices. The installation of this kit should conform to all State and Local electrical codes as well as NEC (National Electric Code) and OSHA (Occupational Safety and Health Act). **If unfamiliar with proper wiring procedures, consult a qualified, licensed electrician.**
2. This wiring kit is supplied with a cord that has a three-prong grounded plug. The grounding prong must not be cut off or altered under any circumstances. Do not use three-prong to two-prong adapters. Improper grounding may create the risk of electrocution.
3. Unplug the power cord before installing or servicing the electronic workbench or riser.
4. This electrical assembly is not intended for use in potentially dangerous locations such as flammable, explosive, chemical-laden, or wet atmospheres. Do not use near water, baths or washing systems.
5. Plug into grounded outlet only.
6. 15 AMPS-125 Volts is the MAXIMUM allowable amperes for the complete unit, not for each outlet.

ASSEMBLY OF WIRING KIT

Tools required: slotted screwdriver and pliers.

1. Remove wiring kit components from box and identify each part.
2. Remove wire cover from workbench receptacle panel or riser shelf. Remove knockouts for outlets.
3. Follow power cord (Ref. No.1) through strain relief bushing (Ref. No.2) to approximately six inches and secure to wire cover.
4. Insert thread neck of circuit breaker through round hole in receptacle and secure with knurled nut.
5. Attach quick disconnect on power cord to one circuit breaker terminal.
6. Snap switch into rectangular shape hole in panel or shelf with light indicator to the right end of unit.
7. Insert white wires from power cord, switch and last receptacle into wire push connector. (see Fig.1)
8. Insert green wires from power cord and last receptacle into wire push connector. (see Fig.2)
9. Insert four duplex receptacles into receptacle panel or riser shelf and secure with #6-32 x 1/2" screws.
10. Attach wire cover as per bench or riser assembly instructions.





LIMITED WARRANTY

Tennsco warrants goods purchased hereunder to be free of defects in materials and workmanship for a period of one (1) year from the date of shipment, hereunder. This warranty shall not apply in the event goods are damaged as a result of misuse, abuse, neglect, accident, improper application, modification or repair by persons not authorized by Seller, where goods are damaged during shipment, or where the date stamps on the goods have been defaced, modified or removed. UNLESS CONSIDERED UNENFORCEABLE OR UNLAWFUL UNDER APPLICABLE LAW:

- a. ALL IMPLIED WARRANTIES, INCLUDING BUT NOT LIMITED TO WARRANTIES OR MERCHANTABILITY AND FITNESS FOR A PARTICULAR PURPOSE ARE HEREBY EXCLUDED:
- b. BUYERS REMEDY, IF ANY, FOR ANY DEFECTIVE GOODS SHALL BE LIMITED TO A REFUND BY SELLER OR REPLACEMENT OF THE GOODS AT SELLER'S OPTION, AND SHALL IN NO EVENT INCLUDE DAMAGES OF ANY KIND, WHETHER INCIDENTAL, CONSEQUENTIAL OR OTHERWISE.

NO GOODS ACCEPTED FOR RETURN WITHOUT PRIOR APPROVAL. Seller shall have the right to inspect any goods claimed to be defective at Buyers place of business or require Buyer to return the goods to Seller for inspection on Seller's premises. Transportation charges covering returned goods will be borne by Seller only if such goods are proven to be defective, are covered by this warranty and are returned within the warranty period stated above.

TENNSCO Corp., P.O. BOX 1888, DICKSON, TN 37056-1888
(615) 446-8000 or (866) 446-8686 (toll free)
Website: www.tennsco.com E-mail: Info@tennsco.com

REPLACEMENT PARTS

REF.NO.	DESCRIPTION	PART NO.	QTY.
1	Power Cord	WKP-1	1
2	◆Strain Relief Bushing	WKSR-2	1
3	Circuit Breaker	WKCR-1	1
4	Lighted Switch	WKLS-1	1
5	Duplex Receptacle	WKDR-1	4
6	◆Quick Disconnect Terminal *	*	2
7	Spade Terminal	*	1
8	◆Push Lock Wire Connector	WKPL-1	2
9	◆#6-32 x 1/2" Pan Hd. Screw *	*	4
* Standard hardware item, available locally			
◆ These items are included in the Hardware pack model# WKHP-1			

Tennsco makes every effort to ensure that all units ship complete with all parts and arrive undamaged. However, should your unit contain missing or damaged parts, please contact your purchase location.