





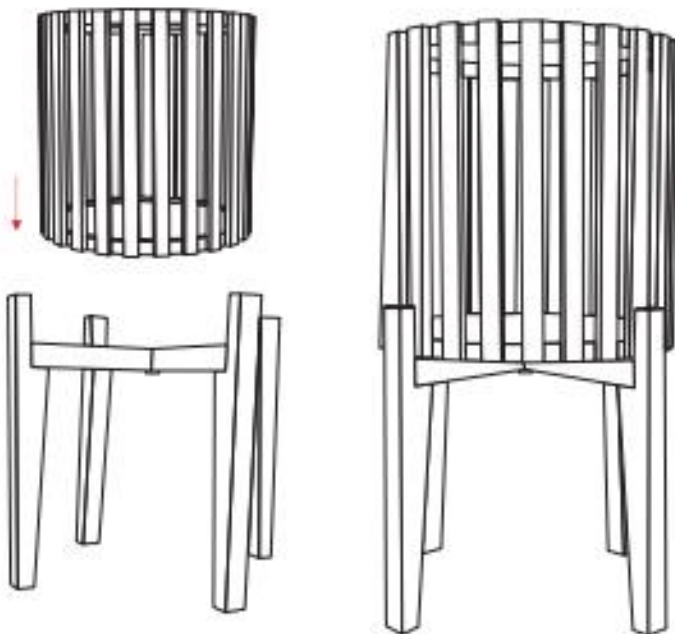
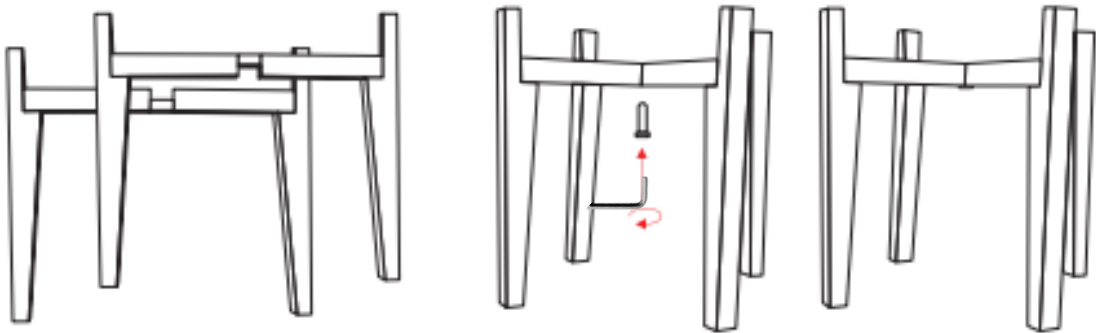


ASSEMBLY INSTRUCTION

PAYNTER WOOD PLANTER 2PC SET

PARTS			
PART NAME	DESCRIPTION	PART IMAGE	QUANTITY
A	SMALL PLANTER STAND FRAME		2
B	SMALL PLANTER STAND POT		1
C	LARGE PLANTER STAND FRAME		2
D	LARGE PLANTER STAND POT		1
E	ALLEN SCREWS		2
F	ALLEN KEY		1

To assemble Small Planter follow below steps.



Assembled Small Planter

Note: Follow same steps to assemble Large Planter.