



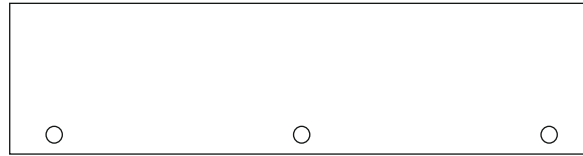


# Assembly Instructions

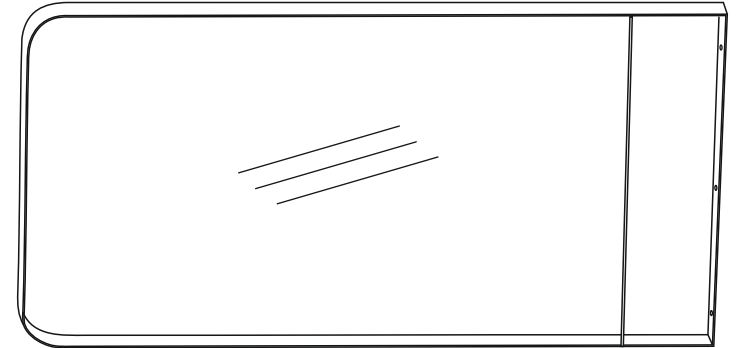
## Chadwin Rectangle Mirror With Shelf

	<b>Allen Screws</b> 3 Pcs + 1 Pc Extra
	<b>Allen Key</b> 1 Pc
	<b>Phillips Wall Screws: 3 Pcs</b>
	<b>Plastic Wall Anchors : 3 Pcs</b>

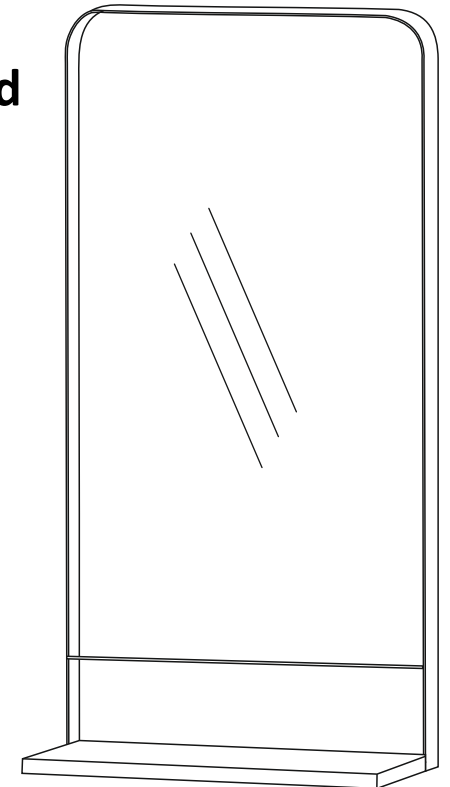

**Shelf**



**Mirror Frame**



**Assembled**



**Please place the Mirror Frame on a protective surface to avoid scuffing and secure the Shelf with help of Allen Screws, as shown.**