

**KILLS
CRABGRASS**



BIADVANCED
SCIENCE-BASED SOLUTIONS

5 IN 1 WEED & FEED™

**KILLS WEEDS* & CRABGRASS
& PREVENTS FOR UP TO
6 MONTHS**



1

**KILLS
TOUGH WEEDS**

2

**PREVENTS
NEW WEEDS
UP TO 6 MONTHS**

3

**KILLS
LARGE CRABGRASS**

4

**PREVENTS
NEW CRABGRASS
UP TO 6 MONTHS**

5

**GREENS
UP TO 3 MONTHS**

**TREATS UP TO
4,000 SQ. FT.
22-0-4
NET WEIGHT 9.6 lb. (4.35 kg.)**

Use only on established lawns of the following turf types:

Bermudagrass, Buffalograss, Kentucky Bluegrass, Ryegrass, Fescue, Seashore Paspalum and Zoysia.**

**Application to Bermudagrass may cause temporary yellowing or discoloration but full recovery can be expected.

FOR RESIDENTIAL USE ONLY

KEEP OUT OF REACH OF CHILDREN
CAUTION See back panel for additional
precautionary statements

Not for sale, distribution or use in New York State.

*Listed

ACTIVE INGREDIENTS	
2,4-D (2,4-dichlorophenoxyacetic acid)	0.818%
Quinclorac (3,7-dichloro-8-quinolinecarboxylic acid)	0.419%
Dicamba (3,6-dichloro-o-anisic acid)	0.073%
Dithiopyr (S,S dimethyl 2-(difluoromethyl)-4-(2-methylpropyl)-6-(trifluoromethyl)pyridine-3,5-dicarbothioate)	0.240%
OTHER INGREDIENTS	98.450%
TOTAL	100.000%

BIOADVANCED
SCIENCE-BASED SOLUTIONS

5 IN 1 WEED & FEED™

THE EASY WAY TO THE BEST LAWN!

Kills Over 200 Types of Weeds*. Targets Hard to Kill Weeds, Like Clovers, Dandelions and Crabgrass. Creates an Extended 6-Month Control Barrier That Prevents New Weeds*. Feeds, Greens & Strengthens Your Lawn.

GET MORE FROM THE BLUE BAG™

DIRECTIONS FOR USE It is a violation of Federal law to use this product in a manner inconsistent with its labeling.

FOR BEST RESULTS

- Apply to dew-wetted lawn.
- Apply when broadleaf weeds are young and actively growing.
- If the lawn needs mowing, do it 1 to 2 days before (for best results) or 2 days after applying this product.
- Clippings from the first three mowings should be left on the treated area.
- Do not use the clippings from the treated areas as mulch or compost around flowers, ornamentals, trees, or in vegetable gardens.
- If lawn is dry, water 1 to 2 days before using this product.
- Do not water for at least 24 hours after application or apply if rain is expected within 24 hours.

WEEDS CONTROLLED

GRASSY WEEDS: Pre-emergent control of crabgrass, foxtails, and other grassy weeds*. Post-emergent control of crabgrass.

BROADLEAF WEEDS: Pre-emergent control of broadleaf weeds*. Post-emergent control of over 200 broadleaf weeds*.

WHERE TO USE

Use only on established lawns of the following turf types: Bermudagrass**, Buffalograss, Kentucky Bluegrass, Ryegrass, Fescue, Seashore Paspalum and Zoysia.

DO NOT USE ON: Bahiagrass, Carpetgrass, annual bluegrass (Poa annua), bentgrass, Centipedegrass, St. Augustinegrass (including Floratam) or Dichondra.

**Application to Bermudagrass may cause temporary yellowing or discoloration but full recovery can be expected.

HOW IT WORKS

This product contains four proven weed killers to control lawn broadleaf weeds* & crabgrass, roots and all. Also, it prevents crabgrass and broadleaf weeds for six months by forming a barrier at the top layer of the soil. And it won't harm your lawn when used as directed. Weeds* begin to die in hours and are completely dead within 14-28 days. Plus, combined with fertilizer, feeds your lawn for quick greening and long-lasting feeding. Treated crabgrass starts to purple in 3 days - that's the sign that it's working.

WHEN TO APPLY

This product may be applied as a single application or split applications in the spring and early summer or fall no closer than 30 days after the initial application.

- Apply in spring after the lawn is actively growing and has been mowed 2 times.
- Apply in fall no closer than [2-6 weeks] before the first historical frost date for your area.
 - For grassy weeds such as crabgrass apply in spring and/or early summer.
 - For best results, apply two weeks before anticipated weed seed germination or when weeds are small and actively growing (when crabgrass is emerging and is visible in thin turf areas).
 - For broadleaf weed control, apply in spring and fall.
- Apply when the air is calm to avoid drift onto desirable plants.
- Apply when temperatures are between 50-90°F, and not above 85°F on Bermudagrass.
- Lawns may be seeded 12 weeks after applying this product.

BEFORE USE RESTRICTIONS

- Do not apply this product in a way that will contact any person or pet, either directly or through drift. Keep people and pets out of the area during application.
- Do not allow people or pets to enter the treated area until dusts have settled.
- Use this product only on established lawns listed on this label - new lawns may be treated after the fourth mowing. Do not make sequential applications sooner than 30 days.
- Apply only to actively growing turf.
- Do not apply while turfgrass is just turning green in early spring.
- Do not apply this product if the lawn appears unhealthy e.g., due to lack of water, diseases, heat stress, chemical injuries, etc.
- Do not allow granules to come into contact with flowers, ornamental shrubs or trees, or other desirable broadleaf plants, as serious plant injury may occur.
- Do not make more than two applications per site in any 12-month period.
- Do not apply more than 2.4 lb. of this product per 1,000 sq. ft. per application.
- Do not release spray at a height greater than 30 inches above the ground.

RESEEDING, OVERSEEDING, OR SPRIGGING

- Reseeding, overseeding, or sprigging of treated areas with this product should be delayed until 12 weeks from the time of application.
- Reseeding, overseeding or sprigging before 12 weeks after application may prevent establishment of desirable turfgrasses.
- When reseeding or overseeding, proper cultural practices such as soil cultivation, irrigation and fertilization should be followed.
- If overseeding with perennial ryegrass in the fall, overseed 8 weeks or later after a single application.

HOW TO USE

- Use rotary or drop type spreader to apply granules evenly over the lawn. To be sure you cover lawn areas uniformly, first treat the border of the lawn then fill in the center. Make parallel passes, walking at a steady pace to ensure even distribution of the granules.
- If using a broadcast or rotary spreader, make sure each strip overlaps the previous strip to ensure complete coverage. (See Fig. A)
- If using a drop spreader, make sure the wheels overlap the wheel marks in the grass from the previous strip to ensure complete coverage. (See Fig B.)
- Sweep, brush, or blow any accidentally applied material off driveways, sidewalks etc. back on to the lawn.
- After application, treated weeds may turn a slight purple color which is an indication that the herbicide is working.

SPREADER SETTINGS

If your spreader is not listed, please call our Consumer Service Hotline toll-free (877) 229-3724 for help.

Settings are approximate. The condition of your spreader, the speed at which you walk and uneven terrain may affect the rate of application. Calibrate your spreader according to manufacturer's directions.

- Tip: 1,000 sq. ft. = 20 ft. x 50 ft.
- Do not use a spreader that applies granules in narrow, concentrated or uneven bands. Be sure the spreader works properly and spreads granules evenly.

BROADCAST SPREADER

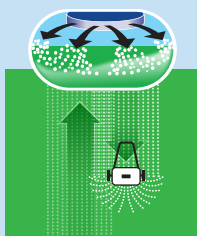


Fig. A - Make sure each strip overlaps the previous strip to ensure complete coverage.

DROP SPREADER

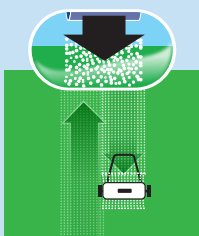


Fig. B - Make sure the wheels overlap the wheel marks in the grass from the previous strip to ensure complete coverage.

BROADCAST SPREADER	SETTING
Scotts EdgeGuard	2 3/4
Scotts Mini 2000	2
Sta-Green	3 1/4
Vigoro	5

DROP SPREADER	SETTING
Scotts Drop Spreader	2 1/4

STORAGE AND DISPOSAL

Do not contaminate water, food, or feed by storage and disposal. PESTICIDE STORAGE: Store in original container in a cool, dry place, out of the reach of children, preferably a locked storage cabinet. Protect from freezing.

PESTICIDE DISPOSAL AND CONTAINER HANDLING: If empty: Non-refillable container. Do not reuse or refill this container. Place in trash or offer for recycling if available. If partly filled: Call your local solid waste agency for disposal instructions. Never place unused product down any indoor or outdoor drain.

PRECAUTIONARY STATEMENTS

HAZARDS TO HUMANS AND DOMESTIC ANIMALS
CAUTION: Causes moderate eye irritation. Avoid contact with eyes or clothing. Wash thoroughly with soap and water after handling and before eating, drinking, chewing gum, using tobacco, or using the toilet.

FIRST AID
IF IN EYES: Hold eye open and rinse slowly and gently with water for 15 to 20 minutes. Remove contact lenses, if present, after the first 5 minutes, then continue rinsing eye. Call a poison control center or doctor for treatment advice. NOTE: Have the product container or label with you when calling a poison control center or doctor or going for treatment. You may contact 877-229-3763 for emergency medical treatment information.

ENVIRONMENTAL HAZARDS
This pesticide is toxic to fish and aquatic invertebrates. Do not apply directly to water, to areas where surface water is present, or to intertidal areas below the mean high water mark. Drift and runoff may be hazardous to aquatic organisms in water adjacent to treated areas. Do not contaminate water when disposing of equipment wash waters or rinsate. 2,4-D and dicamba have properties and characteristics associated with chemicals detected in groundwater. The use of this chemical in areas where soils are permeable, particularly where the water table is shallow, may result in groundwater contamination. Application around a cistern or well may result in contamination of drinking water or groundwater.
Dithiopyr is toxic to fish and highly toxic to other aquatic organisms including oysters and shrimp. Drift and runoff from treated turf may adversely affect aquatic organisms in adjacent aquatic sites.
To protect the environment, do not allow pesticide to enter or run off into storm drains, drainage ditches, gutters or surface waters. Applying this product in calm weather when rain is not predicted for the next 24 hours will help to ensure that wind or rain does not blow or wash pesticide off the treatment area. Sweeping any product that lands on a driveway, sidewalk, or street, back onto the treated area of the lawn or garden will help to prevent run off to water bodies or drainage systems. Do not apply when weather conditions favor drift from treated areas.

GUARANTEED ANALYSIS
Total Nitrogen (N) 22.0%
16.5% Urea Nitrogen
2.26% Water Insoluble Nitrogen†††
3.24% Other Water Soluble Nitrogen†††
Soluble Potash (K₂O) 4.0%
Sulfur (S) 1.36%
1.36% Combined Sulfur (S) F 3372
Derived From: Urea, Methylene Ureas & Potassium Sulfate
†††5.5% slowly available Nitrogen from Methylene Ureas

This product does not contain live microbial inoculum. Fertilizer components are all synthetically derived. Information regarding the contents and levels of metals in this product is available on the Internet at <http://www.aapfco.org/metals.html>
Check with your county or city government to determine if there are local regulations for fertilizer use.

NOTICE

The "Directions for Use" of this product must be followed carefully. The buyer assumes, to the extent consistent with applicable law, responsibility for lack of performance or safety if not used according to the directions. Ineffectiveness or other unintended consequences may result because of such factors as weather conditions, presence of other materials, or the manner of use or application, all of which are beyond the control of SBM Life Science Corp. All such risks shall be assumed by the user or buyer.

ALMACENAMIENTO Y ELIMINACIÓN

No contamine alimentos, agua o alimentaciones por almacenamiento o eliminación. ALMACENAMIENTO DEL PESTICIDA Almacenar en el contenedor original en un lugar seco y fresco, fuera del alcance de los niños, preferentemente en un gabinete de almacenamiento cerrado. Proteger de congelamiento. ELIMINACIÓN DEL PESTICIDA Y MANIPULACIÓN DEL CONTENEDOR Si está vacío: Contenedor no rellenable. No rellenar o volver a usar este contenedor. Colocar en la basura para su reciclado si fuese posible. Si está parcialmente lleno: Llamar a la agencia de eliminación de desechos sólidos para conocer las indicaciones de eliminación. Nunca colocar el producto sin usar en un drenaje de salida o de entrada.

DECLARACIONES DE PRECAUCIÓN

RIESGOS PARA SERES HUMANOS O ANIMALES DOMÉSTICOS
PRECAUCIÓN Causa irritación moderada en los ojos. Evite contacto con los ojos o ropa. Lave cuidadosamente con agua y jabón luego de manipularlo y antes de comer, beber, masticar goma de mascar, usar tabaco o ir al baño.

PRIMEROS AUXILIOS
SI ES EN LOS OJOS Mantenga los ojos abiertos y enjuague lenta y cuidadosamente con agua durante 15 o 20 minutos. Quite los lentes de contacto, si los tuviera, después de los primeros 5 minutos, luego continúe lavando. Llame al centro de control de envenenamiento o al médico para asesoramiento sobre el tratamiento. NOTA: Tenga el contenedor o la etiqueta del producto con usted cuando llame al centro de control de envenenamiento o al médico, o cuando vaya para recibir tratamiento. Puede comunicarse al 877-229-3763 en caso de necesitar información para tratamiento médico de emergencia.

RIESGOS AMBIENTALES
Este pesticida es tóxico para los peces y los invertebrados acuáticos. No aplique directamente en el agua o en áreas donde haya agua superficial presente o en áreas cercanas por debajo de la marca de agua promedio. Su dispersión o corriente puede ser peligroso para los organismos acuáticos en agua adyacente a áreas tratadas. No contamine agua cuando desheche el equipo de lavado o enjuague. 2,4-D y dicamba tienen propiedades y características asociadas a químicos detectados en las aguas subterráneas. El uso de este químico en áreas donde los suelos son permeables, particularmente donde la masa de agua es poco profunda, puede resultar en contaminación de las aguas subterráneas. Su aplicación alrededor de una cisterna o pozo puede resultar en contaminación del agua potable o de las aguas subterráneas.
Dithiopyr es tóxico para los peces y altamente tóxico para otros organismos acuáticos incluyendo las ostras y los camarones. Su dispersión o corriente en las áreas tratadas puede afectar de manera adversa a los organismos acuáticos en los lugares adyacentes. Para proteger al medio ambiente, no permita que el pesticida ingrese o corra por los drenajes de tormenta, drenaje de aguas pluviales, canaletas o aguas superficiales. Aplique este producto en clima calmo cuando no haya pronóstico de lluvia en las próximas 24 horas para asegurar que el viento o la lluvia no soplen el laven el pesticida fuera del área de tratamiento. Barrer todo producto que quede en caminos, aceras o calles, de nuevo hacia el área tratada del césped o jardín ayudará a evitar que el producto ingrese en cuerpos de agua o sistemas de drenaje. No aplique cuando las condiciones climáticas favorezcan que el producto corra por drenajes de tormenta o aguas pluviales.

ACTIVE INGREDIENTS
2,4-D (2,4-dichlorophenoxyacetic acid) 0.818%
Quinclorac (3,7-dichloro-8-quinolinecarboxylic acid) 0.419%
Dicamba (3,6-dichloro-o-anisic acid) 0.073%
Dithiopyr (S,S dimethyl 2-(difluoromethyl)-4-(2-methylpropyl)-6-(trifluoromethyl)pyridine-3,5-dicarbothioate) 0.240%
OTHER INGREDIENTS 98.450%
TOTAL 100.000%

THIS PRODUCT CONTAINS:
0.00833 lb. 2,4-dichlorophenoxyacetic acid equivalent per pound of product
0.00428 lb. 3,7-dichloro-8-quinolinecarboxylic acid per pound of product
0.00074 lb. 3,6-dichloro-o-anisic acid equivalent per pound of product
0.00264 lb. Dithiopyr per pound of product


Active Ingredients: 0.428% Quinclorac (CAS# 84087-01-4), 0.074% Dicamba (CAS #1918-00-9), 0.833% 2,4-D (2,4-dichlorophenoxyacetic acid) (CAS #94-75-7), and 0.264% Dithiopyr (CAS# 97886-45-8)

EPA Reg. No. 92564-75
EPA Est. No. indicated by 3rd and 4th digits of the batch number on this package.
(57) = 071106-GA-003 (89) = 9198-AL-1 (36) = 9198-OH-1 (43) = 82757-OH-001

BioAdvanced®, 5IN1 Weed & Feed and Get More From the Blue Bag are trademarks of SBM Life Science Corp. Distributed by: SBM Life Science Corp. PO Box 525, Morrisville, NC 27560

QUESTIONS OR COMMENTS?

Call toll-free (877) 229-3724 or visit us online at www.bioadvanced.com



400244057 220622V1