
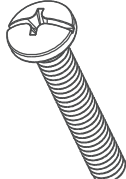

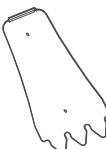





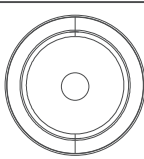
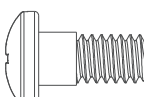
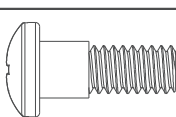


HARDWARE LIST

Key	Description	Picture	Qty
A	1/4"-20UNC x 10 Screw		20
B	NO.8-32UNC x 10 Screw		4
C	NO.10-24UNC x 18 Screw		2
D	NO.10-24UNC x 10 Screw		10
E	1/4"-20UNC x 38 Screw		8
F	NO.10-24UNC x20 Screw		1
G	Caster Pin		1
H	1/4" Nut		1
J	Door Back Bush		2
K is not used			
L	Cleaning Tool		1

HARDWARE LIST

Key	Description	Picture	Qty
M	Tool Holder		2
N	NO.5-40 X 10 Screw		2
P	REGULATOR Pin		1
R	NO.10-24UNC Nut		1
S	NO.10-24UNC x10 Screw_Flat Head		2
T	Bezel_Handle		2
U	1/4" Shoulder Screw-A		2
V	1/4" Shoulder Screw-B		2

REPLACEMENT PARTS LIST FOR 468962021

Key	Qty	Description
1	1	BOTTOM SHELF
2	2	TANK SUPPORT
3	2	CASTER, LOCKING
4	2	CASTER, FIXED
5	1	LEFT CART PANEL
6	1	RIGHT CART PANEL
7	1	MATCH HOLDER
8	1	UPPER DOOR BRACE
9	1	REAR BRACE, F/ CART
10	1	BATTERY BOX
11	1	LEFT SIDE PANEL, F/ FIREBOX
12	1	RIGHT SIDE PANEL, F/ FIREBOX
13	1	REAR PANEL, F/ FIREBOX
14	1	HEAT SHIELD, FIREBOX
15	2	RAIL, F/ GREASE TRAY
16	1	HEAT SHIELD, F/ CONTROL PANEL
17	1	CONTROL PANEL
18	1	VALVE ASSEMBLY
19	1	HOT PLATE VALVE BRACKET
20	3	BEZEL F/ CONTROL KNOB
21	3	CONTROL KNOB
22	1	IGNITER SWITCH MODULE
23	1	LED WIRE ASSY
24	1	SPRING PIN, F/ DOOR
25	1	BOTTLE OPENER
26	1	FIREBOX
27	2	LID STOP
28	2	BURNER BRACE
29	2	MAIN BURNER
30	2	ELECTRODE SET, F/ MAIN BURNER
31	1	CARRY OVER TUBE
32	2	CAP, F/ CARRYOVER PORT
33	1	LEFT SIDE SHELF
34	1	SEAR HOT PLATE SHELF
35	1	FASCIA, F/ HOT PLATE SHELF

Key	Qty	Description
36	1	LID, F/ SEAR HOT PLATE
37	1	FIREBOX, F/ SEAR HOT PLATE
38	1	SEAR HOT PLATE
39	1	ELECTRODE, F/ SEAR HOT PLATE
40	1	GREASE TRAY, F/ SEAR HOT PLATE
41	1	COOKING GRATE, SEAR HOT PLATE
42	1	TOP LID
43	1	BEZEL, F/ TEMPERATURE GAUGE
44	1	TEMPERATURE GAUGE
45	1	LOGO PLATE
46	2	BEZEL, F/ HANDLE
47	1	HANDLE F/ LID
48	2	RUBBER BUMPER, F/ TOP LID
49	1	TOP LID HARDWARE
50	1	DOOR, NO HANDLE
51	1	FIXED PIN, F/ DOOR
52	2	DOOR BUSHING, F/ HANDLE
53	1	HANDLE, F/ DOOR
54	2	COOKING GRATE, INFRARED EMITTER
55	2	COOKING GRATE
56	1	WARMING RACK
57	1	ELECTRONIC IGNITION MODULE
58	1	CAP, F/ EI MODULE
59	1	HEAT SHIELD, F/ IGNITION MODULE
60	1	GREASE TRAY
61	2	TOOL HOLDER
62	1	REGULATOR HOSE CLIP
63	1	TANK HOLD STRAP
NOT Pictured		
...	1	PRODUCT GUIDE, EUROPE
...	1	HARDWARE PACK
...	1	DOOR MAGNET
...	1	IR CLEANING TOOL
...	1	CASTER PIN

REPLACEMENT PARTS DIAGRAM FOR 468962021

