


INSTRUCTION MANUAL



29.5" Outdoor Bar Stool

V1.0

! CARE & MAINTENANCE

- Clean the dust with lukewarm water, mild detergent & soft cloth.
- Do not use or store this item in the proximity of open flame or flammable/combustible chemicals.
- Please do not exceed the weight limitations of this item.
- Do not stand on or use any part of this item as a step ladder.

TOOLS REQUIRED



260 LBS
CAPACITY

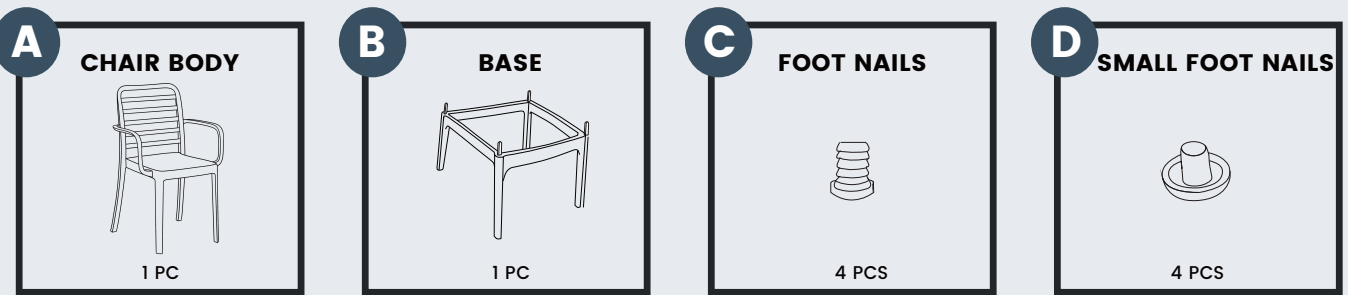


1 PERSON
ASSEMBLY



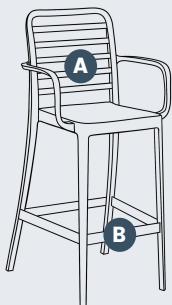
UP TO 3 MIN.
ASSEMBLY

PARTS



PRODUCT ASSEMBLY - OVERALL VIEW

Look at the overall view of this stool and learn the exact position of each part to be assembled.



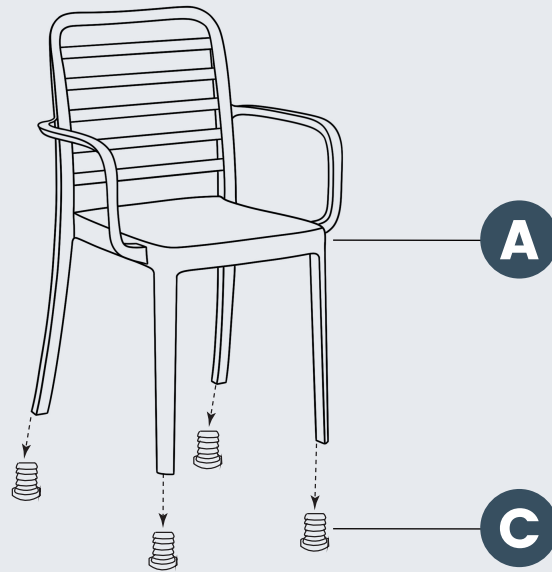
4pcs **Part D Small Foot Nails** are preinstalled on the feet.

PRODUCT ASSEMBLY

1

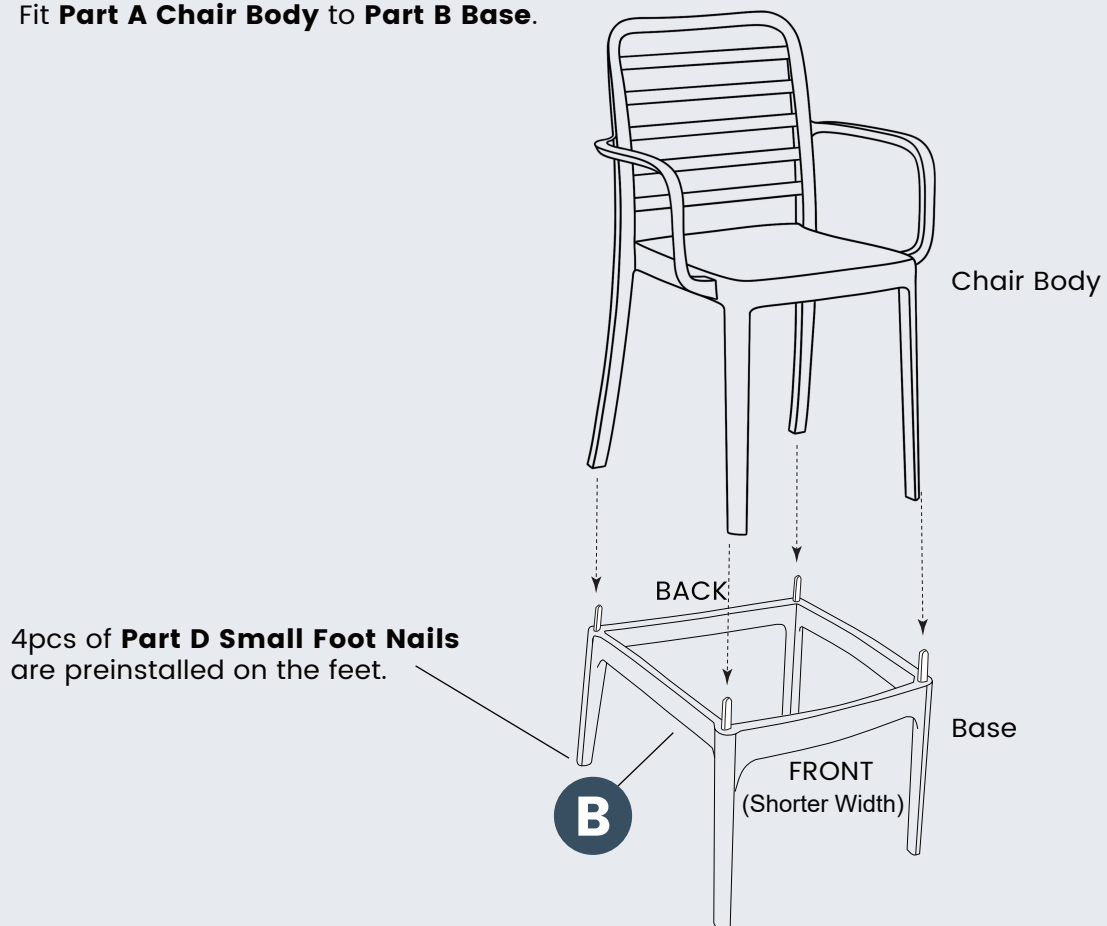
Part A Chair Body can be used as a dining armchair.

To convert it into a bar stool, please remove **Part C Foot Nails** from the pins of **Part A Chair Body**.



2

Fit **Part A Chair Body** to **Part B Base**.



CLEANING TIPS

REGULAR CLEAN: Use a mixture of warm water and mild soap. Gently scrub the surface with a soft bristle brush to remove any dirt or stains.

QUICK CLEAN: You can simply wipe down the furniture with a damp cloth.

Regular cleaning not only preserves the aesthetic appeal of your furniture, but also helps extend its lifespan.