

B E R N H A R D T

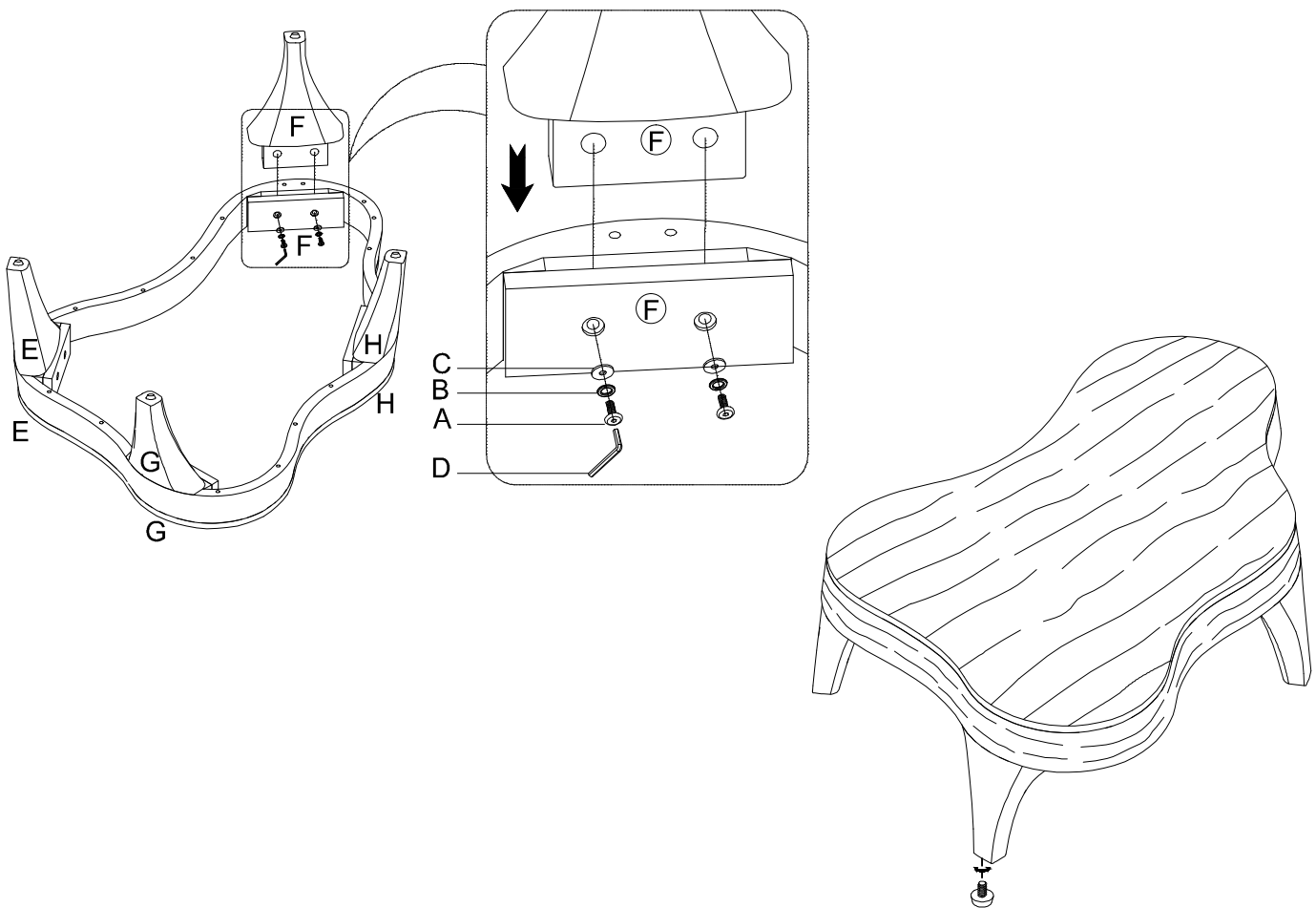
Assembly
Instructions

COCKTAIL TABLE

Model#: 426-016


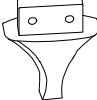
Thanks for your purchasing Bernhardt furniture. Please check all packing material to ensure proper assembly.

Please read all instructions carefully before starting the assembly process. Some parts are large and heavy and require AT LEAST TWO PEOPLE to assemble, in order to prevent possible injury and/or damage to the piece.



Hardwares list

A		Ø5/16"*2-1/2"	8 pcs
B		Ø5/16"	8 pcs
C		Ø5/16"*19mm	8 pcs
D		5mm	1 pc

1		Table top	1 pc
2		Leg	4 pcs

Cleaning instruction: Wipe surface to be cleaned with damp cotton cloth; dry immediately with soft dry cotton cloth to remove all moisture.