



# ASSEMBLY INSTRUCTION

ITEM: 638-85525-00 Sorrell Five-Drawer Chest

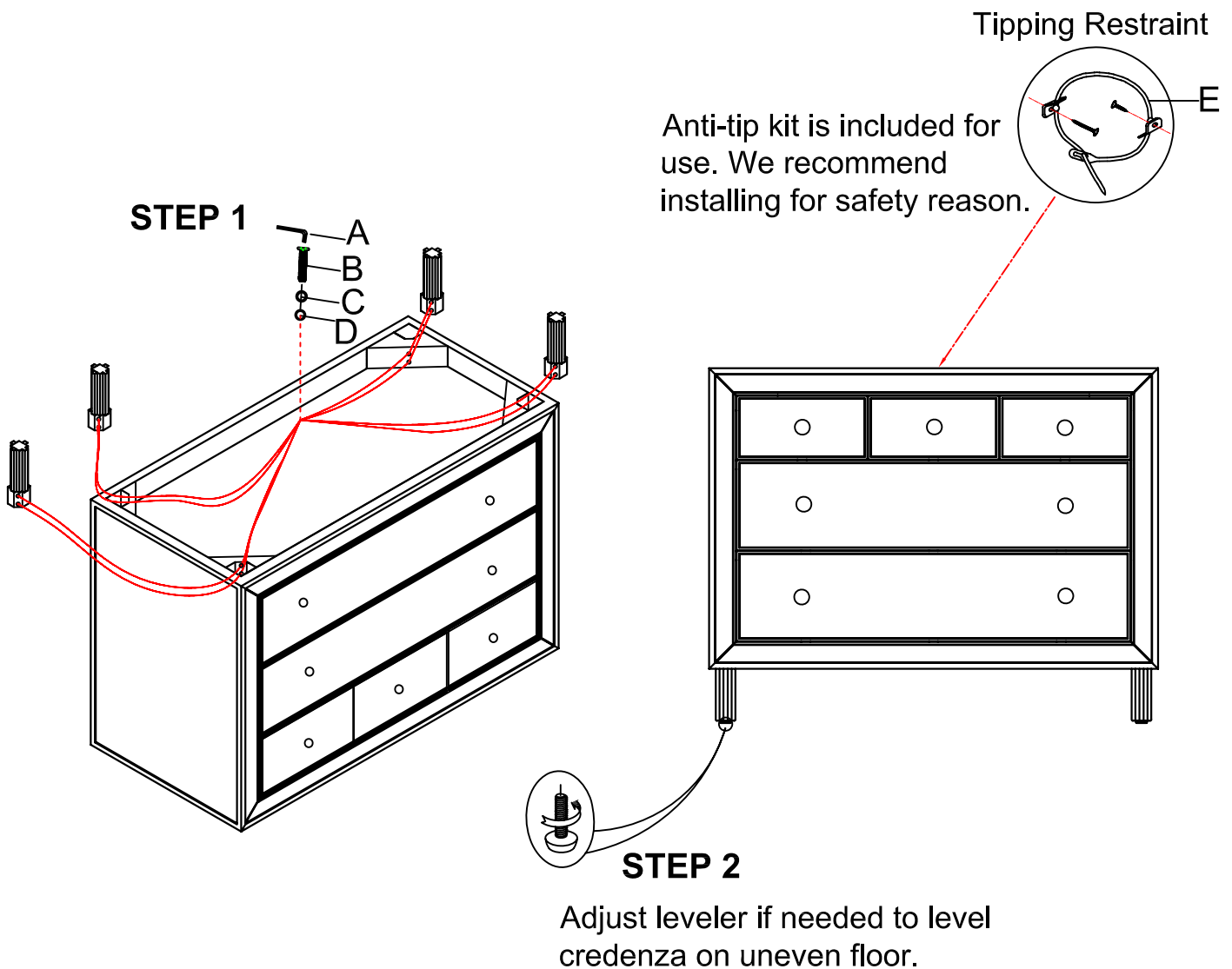
Thank you for purchasing this quality product. Be sure to unpack carefully looking for small parts which may have come loose during shipment.

Read all instruction and study the drawing carefully before starting the assembly process.

HARDWARE PACK				
NO.	DRAWING	DESCRIPTION	SIZE	Q'TY
A		Allen Wrench	73x29x5mm	1 PC
B		Bolt	$\frac{5}{16}$ "	8 PCS
C		Lock Washer	$\frac{5}{16}$ "	8 PCS
D		Flat Washer	$\frac{5}{16}$ "	8 PCS
E		Anti - Tip Kit		1 PC

PART LIST			
NO.	DRAWING	DESCRIPTION	Q'TY
1		Case Body	1 PC
2		Leg	4 PCS

**Note: The legs(2) are packed in the inner box and tied on the top center drawer. Please follow numbers on legs and corner blocks when assembling legs to the drawer chest.**



Note: Anti-tip kit restraint is provided. Please follow the instructions enclosed with the pack.