

# ASSEMBLY INSTRUCTION







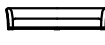
ITEM: 6750-90019-85 Bed Bench

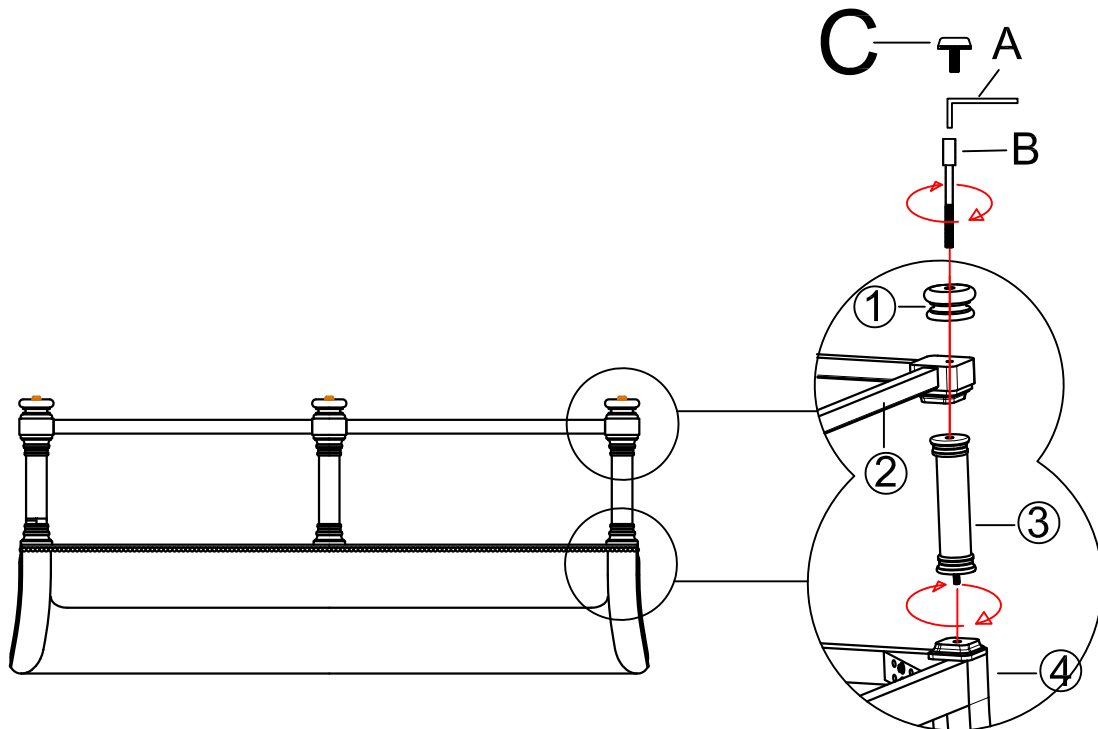
Thank you for purchasing this quality product. Be sure to unpack carefully looking for small parts which may have come loose during shipment.

Read all instruction and study the drawing carefully before starting the assembly process.

## HARDWARE PACK

## PART LIST

NO.	DRAWING	DESCRIPTION	SIZE	Q'TY	NO.	DRAWING	DESCRIPTION	Q'TY
A		Allen Wrench		1PC	①		Foot	6PCS
B		Bolt	118mm*Φ14mm	6PCS	②		Base Frame	1PC
C		Adjustable Leveler		6PCS	③		Post	6PCS
					④		Seat	1PC



Step 1: Screw posts (3) to seat (4).

Step 2: Place base frame (2) on the posts (3).

Step 3: Attach feet (1) to base frame (2).

Step 4: Attach adjustable levelers (C) to the feet.

# ASSEMBLY INSTRUCTION

ITEM: 6750-90019-85 Bed Bench

Thank you for purchasing this quality product. Be sure to unpack carefully looking for small parts which may have come loose during shipment.  
Read all instruction and study the drawing carefully before starting the assembly process.

