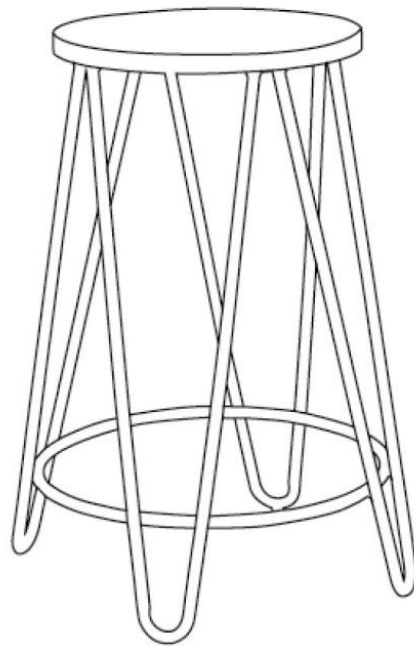



## SIMEON / KENDALL / WEBSTER

---

### 30 INCH METAL BAR STOOL

MODEL # AXCSIM-30





## Questions, problems, assembly help, missing parts?

No need to return the product, we will gladly help and ship your replacement parts free of charge

Please call Customer Service at 1-866-518-0120 ext. 262

Monday to Friday between 9 am – 4 pm EST

or go to

[www.simpli-home.com/parts request](http://www.simpli-home.com/parts request)

In order to assist you in a timely manner, please have the following information ready:

Model # \_\_\_\_\_ Part Number or Letter \_\_\_\_\_

Purchased at \_\_\_\_\_ Date of Purchase \_\_\_\_\_

**If you wish to return the product, please contact the retailer where the product was purchased.**

**IMPORTANT:** Please read this manual carefully before beginning assembly of this product. Keep this manual for future reference.

## **SAFETY INFORMATION**

Identify all the parts and hardware. Do not discard of the packaging until you have checked that you have all of the parts and hardware required. Hardware package may have spare parts.

**WARNING:** This item contains small parts which can be swallowed by children and pets. Keep children and pets away during assembly. To avoid danger of suffocation, always keep plastic bags away from children and pets.

We recommend that you assemble this unit on a carpeted floor to avoid scratches. We do not recommend the use of power tools for assembly as this could damage the unit. Only use manual tools.

**Requires 2 people for ease of assembly.**

**IMPORTANT:** Keep this manual for future reference.

## **CARE and MAINTENANCE**

### **Metal Furniture Care**

**This furniture is designed for indoor use.**

Damage to metal furniture can come from temperature changes in relative humidity (RH) in our homes. Humid air oxidizes metal which results in rusting, corrosion, tarnishing and roughness on the metal surface.




To protect against the humidity effect, your furniture is powder coated. The powder coat layer protects the metal from oxidizing, corrosion, tarnishing and scratching and keeps it looking good for years to come.

**To help protect your metal furniture, follow these steps:**



- Wipe down the surface with a damp, soft cloth.
- Wipe up spills promptly. Clean with a dry cloth.
- Do not use abrasive cleaners, chemical solvents, strong detergents, cleaners with bleach, and furniture polish.
- Use soft felt base coasters, placemats to help prevent scratches.
- Keep furniture out of direct sunlight, which can cause cracking or roughness on the protective layer.
- If it can be avoided, do not put furniture near heating vents. Keep the furniture 3 to 4 inches away from the wall, giving heat and air space to circulate.

# PRE-ASSEMBLY INFORMATION

## PARTS DESCRIPTION

<p><b>A</b></p>  <p>LEG QTY 4</p>	<p><b>B</b></p>  <p>SEAT QTY 1</p>	<p><b>C</b></p>  <p>FOOT RING QTY 1</p>
--	---	---

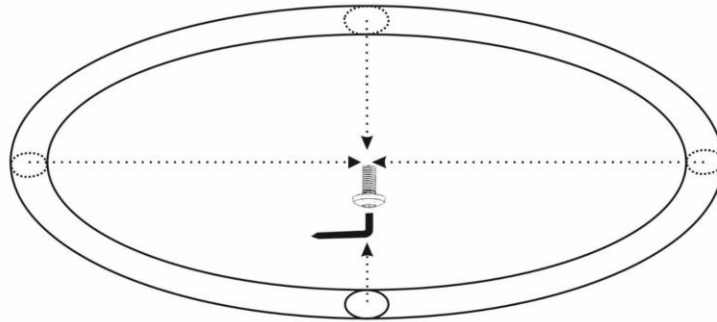
## HARDWARE DESCRIPTION

<p><b>1</b></p>  <p>ALLEN KEY SCREW M6 X 14 mm QTY 12 (4 pcs are assembled on stool)</p>	<p><b>2</b></p>  <p>ALLEN KEY M6 QTY 1</p>
---	--

**NEED HELP?** For help with assembly or if you are missing a part,  
Please call customer service at 1-866-518-0120 ext. 262 (9 am to 4 pm EST)

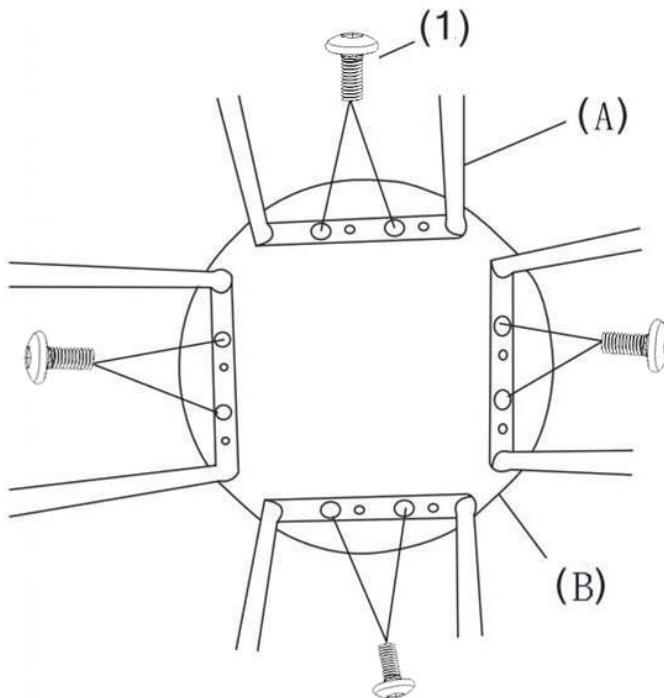
# ASSEMBLY

## STEP 1



Remove the Allen Key Screws (1) from Foot Ring (C) using Allen Key (2).

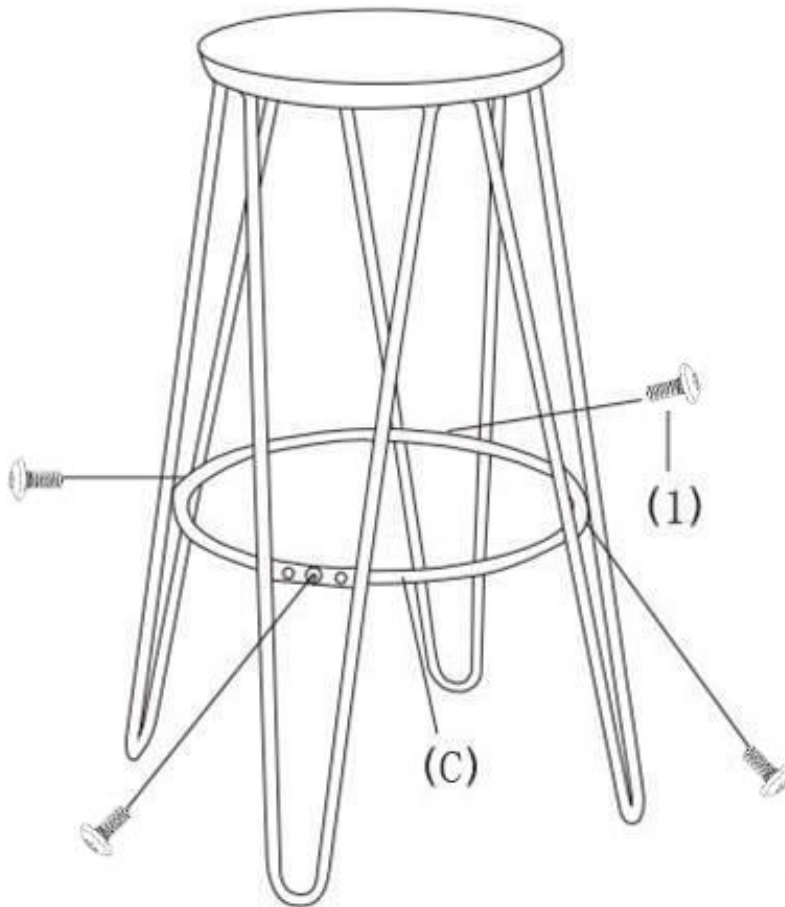
## STEP 2



Secure Legs (A) to Seat (B) with Allen Key Screws (1).  
Use Allen Key (2) to tighten. Do not over-tighten.

# ASSEMBLY

## STEP 3



Attach Foot Ring (C) to Legs (A) with Allen Key Screws (1).  
Use Allen Key (2) to tighten all screws.



## WARRANTY

Thank you for purchasing a **Simpli Home – Wyndenhall – Brooklyn + Max** product. These products have been made to demanding, high-quality standards and are guaranteed for domestic use against manufacturing faults for a period of 12 months from the date of purchase. This warranty does not affect your statutory rights.

In case of any malfunction of your product (failure, missing parts, etc.) please contact us at our toll free service line at 1-866-518-0120 ext. 262 from 9 am to 4 pm, Monday to Friday, Eastern Standard Time or by email at [customerservice@simpli-home.com](mailto:customerservice@simpli-home.com).

We reserve the right to repair or replace the defective product, at its discretion.

This product is guaranteed for 12 months if used for normal purposes. Any warranty is invalid if the product has been overloaded or subject to neglect, improper use or an attempted repair by other than an authorized agent. Heavy-duty or daily professional/commercial usage are not guaranteed.

Due to continuous product improvement, we reserve the right to change the product specifications without prior notice.