

R SERIES

RCLWS14 & RCLWS17

14" & 17" CLASSIC WAREHOUSE ONE LIGHT SHADE

RCLWS14 FINISH

● SB - Satin Black

DIMENSIONS

Width	14"
Height	9"
Depth	14"
Wire	100"
Weight	1.74 lbs

MATERIAL

Aluminum

LAMPING

# Bulbs	1-Medium
Bulb Base	Medium (E26)
Watts per Bulb	100W
Voltage	120V
Total Wattage	100W
Bulbs Included	No

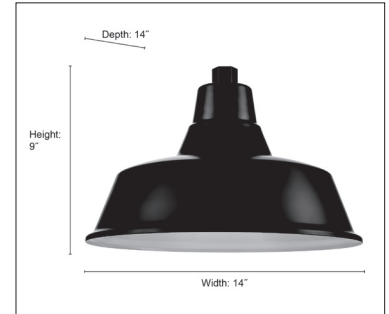
CERTIFICATION

ETL Listed Wet Location

WARRANTY

5 Year Product Warranty

RCLWS14-SB



RCLWS17 FINISH

● SB - Satin Black

DIMENSIONS

Width	17"
Height	10.5"
Depth	17"
Wire	100"
Weight	2.38 lbs

MATERIAL

Aluminum

LAMPING

# Bulbs	1-Medium
Bulb Base	Medium (E26)
Watts per Bulb	100W
Voltage	120V
Total Wattage	100W
Bulbs Included	No

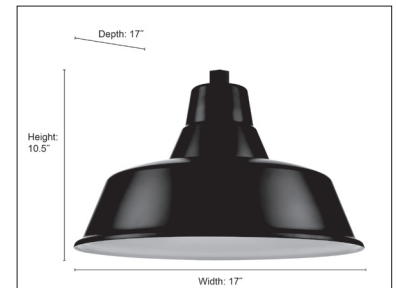
CERTIFICATION

ETL Listed Wet Location

WARRANTY

5 Year Product Warranty

RCLWS17-SB



Compatible Goose Necks and Accessories

- Compatible with arms: RGN10, RGN12, RGN13, RGN15, RGN22, RGN23, RGN24, RGN30, and RGN41
- RCLWS14 compatible with wire guard: RWG14
- RCLWS17 compatible with wire guard: RWG17

Note: All finishes on outdoor lighting must be properly maintained and treated. Therefore, we suggest cleaning with a regular application of finish preserving & renewing products such as Rejuvenate.

ITEM NUMBER

SKUs	RCLWS14-SB RCLWS17-SB
------	--------------------------

Timeless Lighting For Any Space

 Millennium

Millennium Lighting • 105 Declaration Drive • McDonough, GA 30253 • www.millenniumlighting.com

GOOSE NECK FINISHES

- ABR - Architectural Bronze
- AL - Aluminum
- ASB - Aluminum Painted Satin Black
- CP - Copper
- GA - Galvanized
- NB - Navy Blue
- SB - Satin Black
- SG - Satin Green
- SR - Satin Red
- WH - White

DIMENSIONS

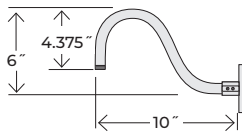
RGN10	L: 10"	H: 6"	ID: .75"
RGN12	L: 13"	H: 12"	ID: .75"
RGN13	L: 13"	H: 2"	ID: .75"
RGN15	L: 14.5"	H: 7.5"	ID: .75"
RGN22	L: 21.5"	H: 6.5"	ID: .75"
RGN23	L: 23"	H: 14"	ID: .75"
RGN24	L: 24"	H: 15"	ID: .75"
RGN30	L: 30"	H: 13"	ID: .75"
RGN41	L: 41"	H: 9"	ID: .75"

MATERIAL Steel

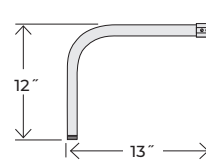
CERTIFICATION

UL Listed Wet Location

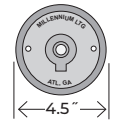
GOOSE NECKS



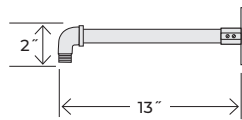
RGN10



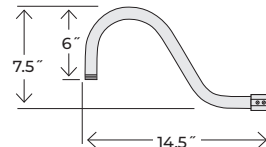
RGN12



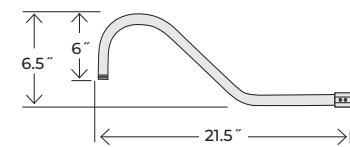
Back Plate included with goose neck



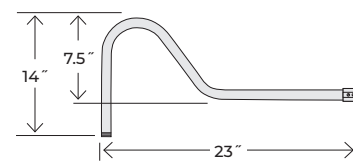
RGN13



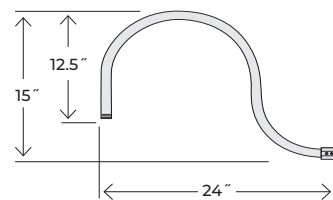
RGN15



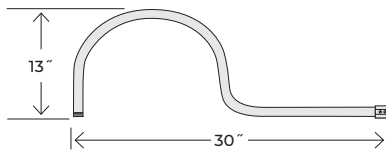
RGN22



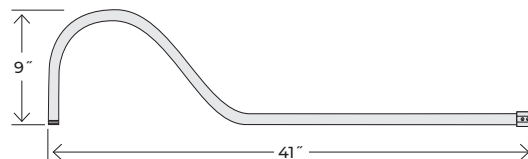
RGN23



RGN24



RGN30



RGN41



Note: All finishes on outdoor lighting must be properly maintained and treated. Therefore, we suggest cleaning with a regular application of finish preserving & renewing products such as Rejuvenate.

R SERIES

COMPATIBLE MOUNTING & ACCESSORIES

STEM FINISHES

- ABR - Architectural Bronze
- AL - Aluminum
- ASB - Aluminum
Painted Satin Black
- CP - Copper
- GA - Galvanized
- GY - Gray
- NB - Navy Blue
- SB - Satin Black
- SG - Satin Green
- SR - Satin Red
- WH - White

STEMS

RSCM
H: 2"
ID: 0.75"

RS1
H: 12"
ID: 0.75"

RS2
H: 24"
ID: 0.75"

RS3
H: 36"
ID: 0.75"

CANOPY KIT FINISHES

- ABR - Architectural Bronze
- AL - Aluminum (RSCK only)
- ASB - Aluminum
Painted Satin Black (RSCK only)
- CP - Copper
- GA - Galvanized
- GY - Gray (RSCK only)
- NB - Navy Blue (RSCK only)
- SB - Satin Black
- SG - Satin Green
- SR - Satin Red
- WH - White

CANOPY KITS



RSCK
(25° ANGLE)
W: 5.75" X H: 2"



RSCKSS
(45° ANGLE)
W: 5.75" X H: 2"

Required for stem hung ceiling applications where slope angle is greater than 25°.

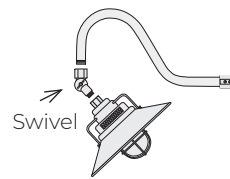
WALL MOUNT SWIVEL FINISHES

- ABR - Architectural Bronze
- CP - Copper
- GA - Galvanized
- SB - Satin Black
- SR - Satin Red
- WH - White

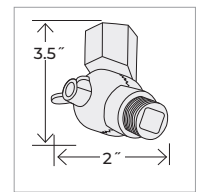
SWIVELS



RSW
W: 3.5" x H: 2"



Allows precise angle adjustment of wall mounted shades.



RSW

Use of RC connectors or RSW Swivels in outdoor applications may require pipe sealant or plumber's putty. Please refer to local codes.

Note: All finishes on outdoor lighting must be properly maintained and treated. Therefore, we suggest cleaning with a regular application of finish preserving & renewing products such as Rejuvenate.

R SERIES

COMPATIBLE MOUNTING & ACCESSORIES

STEM CONNECTORS

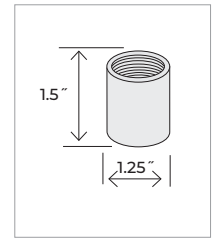
- ABR - Architectural Bronze
- SB - Satin Black
- AL - Aluminum
- SG - Satin Green
- ASB - Aluminum Painted Satin Black
- SR - Satin Red
- WH - White
- CP - Copper
- GA - Galvanized
- NB - Navy Blue

STEM CONNECTORS



RC
W: 1.25" x H: 1.5"

Use of RC connectors or RSW Swivels in outdoor applications may require pipe sealant or plumber's putty. Please refer to local codes.

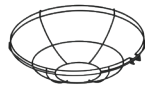


RC

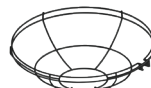
WIRE GUARD FINISHES

- ABR - Architectural Bronze
- SR - Satin Red
- WH - White
- GA - Galvanized
- NB - Navy Blue
- SB - Satin Black
- SG - Satin Green

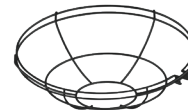
WIRE GUARDS



RWG10
W: 10" X H: 2.5"



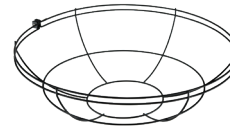
RWG12
W: 12" X H: 3"



RWG14
W: 14" X H: 3.5"



RWG17
W: 17" X H: 4.5"



RWG20
W: 20" X H: 5.5"
Available in Satin Black Only

1 LIGHT POST ADAPTER FINISHES

- ABR - Architectural Bronze
- SB - Satin Black

* SPECIAL ORDER FINISHES

- CP - Copper
- GA - Galvanized
- SR - Satin Red
- WH - White

* Minimum order required

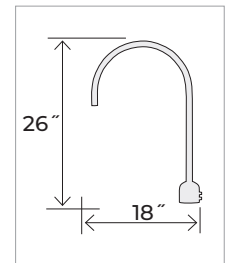
1 LIGHT POST ADAPTER



RPAS
W: 18" x H: 26"

Post adapters are designed to fit standard 3" posts and pier mount bases.

Post and/or pier mount bases are not available from Millennium Lighting.



RPAS

2 LIGHT POST ADAPTER FINISHES

- ABR - Architectural Bronze
- SB - Satin Black

* SPECIAL ORDER FINISHES

- CP - Copper
- GA - Galvanized
- SR - Satin Red
- WH - White

* Minimum order required

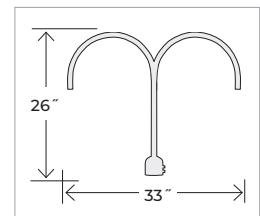
2 LIGHT POST ADAPTER



RPAD
W: 33" x H: 26"

Post adapters are designed to fit standard 3" posts and pier mount bases.

Post and/or pier mount bases are not available from Millennium Lighting.



RPAD

Note: All finishes on outdoor lighting must be properly maintained and treated. Therefore, we suggest cleaning with a regular application of finish preserving & renewing products such as Rejuvenate.

24W LED Module with Adapter

DIMENSIONS

Width	9"
Height	1.75"

LAMPING

24W LED
90 CRI
1920 Lumens
3000k
Dimmable

Can be used with the following shades and cord hung shades:

- 14" & 17" Warehouse
- 14", 17" & 20" Aluminum Warehouse
- 14" & 17" Classic
- 18" Wide Deep Bowl
- 13" & 17" Wide Cone

24W LED MODULE WITH ADAPTER



RLED24W

