


ROCK-A-DOODLE

Take an ordinary element from nature,
use paint, wiggly eyes, fur and felt to transform
5 plain rocks into adorable pebble pets.



WARNING:
CHOKING HAZARD - Small parts.
Not for Children under 3 years.

CREATIVITY
counts™

Creativity Can™ develop the skills
needed to achieve lifelong success.

Creativity develops children's problem
solving and critical thinking skills - it's the
catalyst for invention, innovation and
ideas that influence the future.

www.creativitycan.com

www.CreativityforKids.com

#1480000 Rock-a-Doodle

© Faber-Castell USA, Inc.
Cleveland, Ohio 44125
www.fabercastell.com
Designed in USA • Made in China
Conforms to ASTM D-4236
Non-toxic Safe for children



Important Information about this Paint

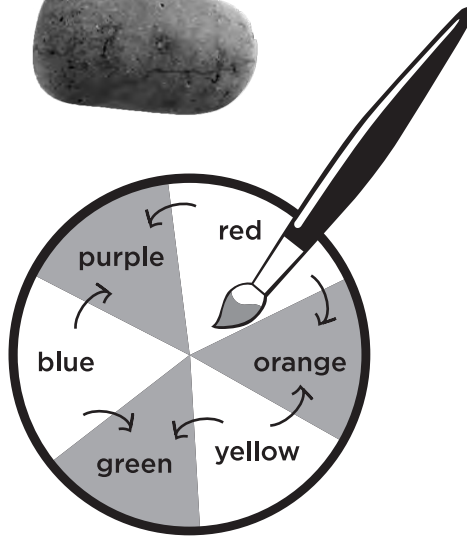
- The paint included is a specially formulated non-toxic, ceramic paint that dries permanently on most surfaces, so be careful.
- Cover your work surface with newspaper. Have a cup of water and paper towels handy.
- Wear a smock or old clothes. This paint may stain fabrics and furniture. Clean up any spills immediately while the paint is still wet.
- Paint can settle and separate over time. Mix each color thoroughly before you begin painting. If the paint seems too thick, stir in a drop or two of water.
- Before changing colors, rinse and dry your brush thoroughly.

Painting Your Rocks

Rocks come in all shapes and sizes. Look closely at your rock – what do you see? You could turn a round rock into a sunflower or a soccer ball. Turn a triangular shaped rock into a bird and fish. There is no right or wrong way to paint your rocks, just be creative and have fun.



We've given you the basic primary colors to work with, but don't be afraid to mix up your own new colors. You can use a foam tray or a piece of foil for mixing.



HELPFUL HINT: Paint the rock white, let it dry, and then paint another color on top. This will keep your colors looking bright.




Decorating Your Rocks

Once your paint is completely dry, add some personality to your pets using the felt shapes, fur and wiggly eyes.



The black puffy outline paint can be used to make spots on a ladybug, patterns on a turtle shell, stripes on a zebra, eyes on an insect, or any details you can dream up.



Hide and Seek Rock Trend!

Spread kindness and happiness in your community by “hiding” rocks where people can find them!

Note: Rocks that have glue, wiggly eyes, felt and feathers should be hidden indoors to protect them from the weather.

