



Middle Atlantic Products

EXCEPTIONAL SUPPORT & PROTECTION™

Rackmount Power Strips

EIA/TIA Compliant



Rackmount units provide economical power distribution

Features

- 8 circuit breaker protected rear outlets
- Enhanced surge protection with no surge diversion to ground (PD-915, PD-920 and PD-815 Series only)
- Two models available with front outlet and illuminated power switch or pilot light for status indication
- Choice of finishes available: Black Brushed and Anodized, Black powder coat
- Select models available with 20' power cords

PD-915R / PD-915RC-20 / PD-920R-NS / PD-920R / PD-920RC-20



front view

PD-815R-PL



front view

PD-915R-PL



front view

PD-815RA-PL



front view



15 amp - rear view



20 amp - rear view

Architects' and Engineers' Specifications

EIA compliant 19" Rackmount power strip shall be Middle Atlantic Products model # ___ (refer to chart), with a ___ amp power capacity (refer to chart), differential and common mode surge and spike protection with no surge diversion to ground (available on all models with the exception of PD-920R-NS) and EMI filtering. Rackmount power strip shall operate on 120 volt AC/60Hz current. Rackmount power strip shall include ___' (refer to chart) SignalSAFE™ power cord with ___ plug (refer to chart), 8 rear outlets (refer to chart), ___ front outlet (s)(refer to chart), and ___ amp circuit breaker located on the power strip's ___ (refer to chart). Rackmount power strip shall occupy one rackspace and be constructed of 18-gauge phosphate pre-treated steel with a ___ finish (refer to chart). Rackmount power strip shall be manufactured by an ISO 9001 registered company.

Rackmount power strip shall be warranted to be free from defects in materials and workmanship under normal use and conditions for a period of 3 years. Rackmount power distribution unit shall be ETL listed to UL standard 1419, UL 60950-1 and UL 60065 in the US; CSA standard 60950-1, and CSA C22.2 No. 60065 in Canada.


CUSTOMIZABLE SPECIFICATION CLIPS AVAILABLE AT MIDDLEATLANTIC.COM

Rackmount Power Strips basic dimensions




All dimensions in inches [Bracketed dimensions are in millimeters]

TOP VIEW

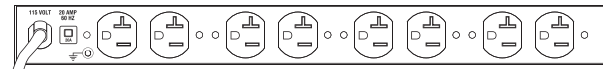


FRONT VIEW




(PD-815RA-PL)

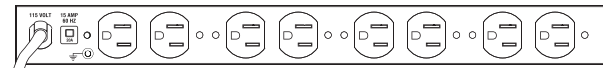
REAR VIEW



(PD-920R-NS, PD-920R, PD-920RC-20)



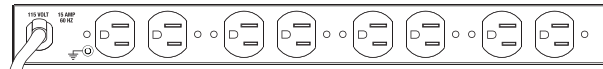
(PD-920R-NS, PD-915R, PD-915RC-20, PD-920R, PD-920RC-20)



(PD-815R-PL / PD-815RA-PL)



(PD-815R-PL)



(PD-915R)



(PD-915R-PL)

Part #	Amps	Power Cord/ Plug Type	# Front Outlets	# Rear Outlets	Circuit Breaker Location	Rear Outlet Type	Cord Length	Finish
PD-815R-PL	15	14/3 NEMA 5-15P	0	8	Rear	NEMA 5-15R	9'	Black Powder Coat
PD-815RA-PL	15	14/3 NEMA 5-15P	0	8	Rear	NEMA 5-15R	9'	Black Brushed and Anodized
PD-915R	15	14/3 NEMA 5-15P	1	8	Front	NEMA 5-15R	9'	Black Powder Coat
PD-920R-NS	20	12/3 NEMA 5-20P	1	8	Rear	NEMA 5-20R	9'	Black Powder Coat
PD-915R-PL	15	14/3 NEMA 5-15P	1	8	Rear	NEMA 5-15R	9'	Black Brushed and Anodized
PD-920R	20	12/3 NEMA 5-20P	1	8	Front	NEMA 5-20R	9'	Black Powder Coat
PD-920RC-20	20	12/3 NEMA 5-20P	1	8	Front	NEMA 5-20R	20'	Black Powder Coat
PD-915RC-20	15	14/3 NEMA 5-15P	1	8	Front	NEMA 5-15R	20'	Black Powder Coat

Maximum Derated Load (North America) for 15R Models: 12 Amps
for 20R Models: 16 Amps

Surge Suppression & EMI Filter Specifications (all models except PD-920R-NS)

- Maximum allowable voltage: 125 VAC (RMS)
 - Maximum continuous voltage differential applied between line and neutral
 - Maximum clamping voltage: 395 volts@100 amps
- Peak impulse current (8/20 micro seconds):
 - 30,000 amps, one time
 - 21,000 amps, two times within 5 minutes
 - 9,000 amps, ten times within 2 minutes
- Maximum peak impulse current pulse as defined between line and neutral
- Maximum multiple impulse current derated per spec
- Response time: Instantaneous (Less than 1 nanosecond)
- EMI/ RF Suppression: More than 20 db
 - Calculated line to neutral, 100 KHz to 1 MHz suppression based upon nominal impedance