


sterno | home™


READ, FOLLOW AND SAVE THESE INSTRUCTIONS

MODEL # GL42958
CATALOG # QMO7-100-4



LINE VOLTAGE
100 PIECE PLUG-IN
STRING LIGHT

- Simply plug into wall outlet.
- Creates nice accent lighting for outdoor living areas such as decks and gazebos.
- Safe and energy efficient - ideal for indoor living areas such as kitchens, staircases and mantels.



IMPORTANT SAFETY USE AND CARE INSTRUCTIONS / SAVE THESE INSTRUCTIONS

To reduce the risk of fire and electric shock, basic precautions should always be followed including the following:

CAUTION:

READ AND FOLLOW ALL SAFETY INSTRUCTIONS.

- Do not use seasonal products outdoor unless marked suitable for indoor and outdoor use. When products are used in outdoor applications, connect the product to a Ground Fault Circuit Interrupting (GFCI) outlet. If one is not provided, contact a qualified electrician for proper installation.
- This seasonal use product is not intended for permanent installation or use.
- Unplug the product when leaving the house, when retiring for the night, or if left unattended.
- This is an electric product-not a toy! To avoid risk of fire, burns, personal injury and electric shock it should not be played with or placed where small children can reach it.
- When the product is placed on live a tree, the tree should be well maintained and fresh. the tree should be well secured and stable.
- Do not use this product for other than its intended use.
- Do not mount or place near gas or electric heaters, fireplaces, candles or other similar sources of heat.
- Do not secure the wiring of the product with staples or nails, or place on sharp hooks or nails.
- Do not let lamps rest on the supply cord or on any wire.
- Do not mount on support strings hang ornaments or other objects in manner that can cut or damage wire insulation
- Do not close doors or windows on the products or extension cords as this may damage the wire insulation.
- Do not cover the product with cloth, paper or any material not part of the product when in use.
- When storing the product, carefully remove the product from wherever it is placed, including trees, branches, or bushes, to avoid any undue strain or stress on the product conductors, connections, and wires.
- When not in use, store neatly in a cool, dry location protected from sunlight.
- Before using or reusing, inspect product carefully. Discard any products that have cut, damaged or frayed wire insulation or cords, cracks in the lamp holders or enclosures, loose connections, or exposed copper wire.
- This product has a polarized plug (one blade is wider than the other) as a way to reduce the risk of electric shock. This plug will fit in a polarized outlet only one way. If the plug does not fit fully in the outlet, reverse the plug. If it still does not fit, contact a qualified electrician. Do not use with an extension cord unless the plug can be fully inserted. Do not alter or replace plug.
- This product employs overload protection (fuse). A blown fuse indicates an overload or short-circuit situation. If the fuse blows, unplug the product from the outlet. Also unplug any additional strings or products that may be attached to the product. Replace the fuse as per the user servicing instructions (follow product marking for proper fuse rating) and check the product. If the replacement fuse blows, a short-circuit may be present and the product should be discarded.


CUSTOMER SERVICE

1-888-867-6095 • customerservice@sternohome.com • www.sternohome.com

5021-GL42958_051520

Stringlight Assembly

- Screw in the bulb by turning clockwise.



Troubleshooting Tips

- If all lights are out, make sure there is power to the outlet or extension cord by plugging another product into that outlet, and make sure if the outlet is controlled by a switch or timer that it is turned on. If connected to an outlet protected by a GFCI, reset the GFCI outlet or breaker.
- If one bulb is not functioning, replace it with the spare bulbs provided.
- If part of the lights are not functioning (example if half of the bulbs are not lighting), make sure all bulbs in that section are fully inserted. Starting at one end, replace a non-working bulb with one of the spare and keep repeating with the spare bulb in each unlit socket until entire set lights.
- Make sure wires are in position to make contact with brass contacts inside lamp holder.

To replace a bulb:

- Unplug unit, grasp plug and remove from outlet device. Do not unplug by pulling on cord.
- USE only the included spare bulbs for replacements, and only replace with the same color bulbs.
- Insert the spare bulb into the lamp holder in correct direction and screw the bulb in place.
- Do not switch the order of the colors of the bulbs or interchange bulbs from different sets.

To replace a fuse:

- Grasp plug and remove from the receptacle or other outlet device. Do not unplug by pulling on the cord.
- Open fuse cover. Slide open fuse access cover on top of attachment plug towards blades.
- Remove fuse carefully.
- Risk of fire. Replace fuse only with 5 Amp, 125 Volt fuse (provided with product).
- Close the fuse cover. Slide closed the fuse access cover on top of attachment plug.
- Risk of fire. Do not replace attachment plug. Contains a safety device (fuse) that should not be removed. Discard product if the attachment plug is damaged.

FOR INDOOR AND OUTDOOR USE

NOT CONNECTABLE

DIMMABLE LIGHTS - DIMMER NOT INCLUDED

ONE (1) YEAR LIMITED WARRANTY

This product is guaranteed to be free from defects in material and workmanship for one (1) year following the date of purchase (excluding the battery/batteries). Should a defect occur within the warranty period, please contact our customer service line at 1-888-867-6095 or at the following email address: customerservice@sternohome.com. A proof of purchase (sales receipt) will be required. If we cannot replace the defective part you require, you can return your product to the original point of purchase for a full refund or a replacement product. The consumer is responsible for the removal of and reinstallation of the product. Damage to any parts as such by accident, misuse, or improper installation is NOT covered by this warranty. Our policy does not include liability for incidental or consequential damages. Some states or provinces do not allow the exclusion or limitation of consequential damages; therefore, the above exclusion may not apply to you. This warranty gives you specific legal rights and you may also have other rights that vary from place to place.

CUSTOMER SERVICE

1-888-867-6095 • customerservice@sternohome.com • www.sternohome.com