THIS IS A CONTROLLED DOCUMENT AND IS SUBJECT TO CHANGE
CONTACT ENGINEERING DEPARTMENT FOR LATEST REVISION

DWG. NO. 251-975-1166P

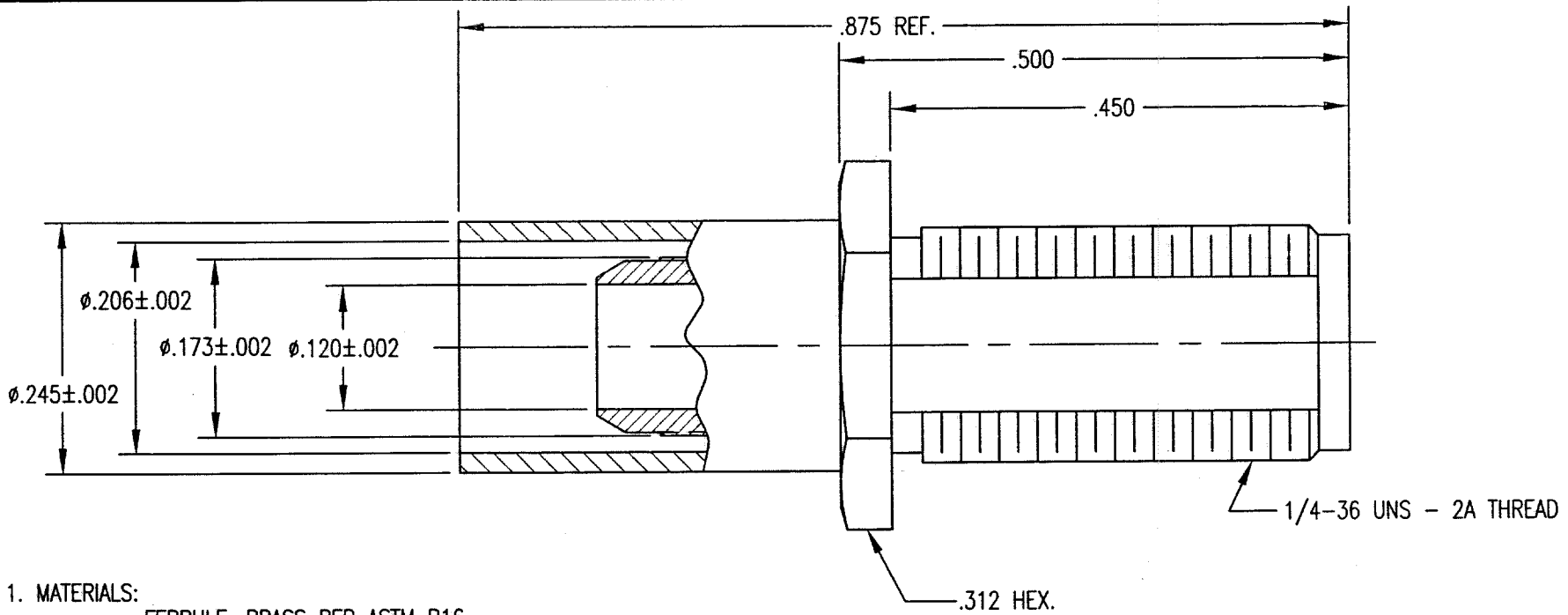

NOTES:

1. MATERIALS:
   - FERRULE: BRASS PER ASTM B16.
   - CENTER CONTACT: BERYLLIUM COPPER PER ASTM B196.
   - INSULATOR: TEFLON PER ASTM D1710.
   - BODY: STAINLESS STEEL PER ASTM A582.
2. FINISHES:
   - CONTACT: .000030 MIN GOLD PER MIL-G-45204 OVER .000050 MIN NICKEL PER QQ-N-290.
   - BODY: PASSIVATE PER QQ-P-35.
   - FERRULE: NICKEL PLATE PER QQ-N-290.
3. ELECTRICAL:
   - IMPEDANCE: 50 OHMS.
   - FREQUENCY RANGE: 0 - 18.0 GHz.
4. FOR CABLING PROCEDURE SEE NO. 9-04.

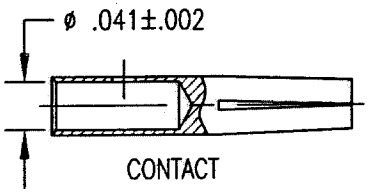

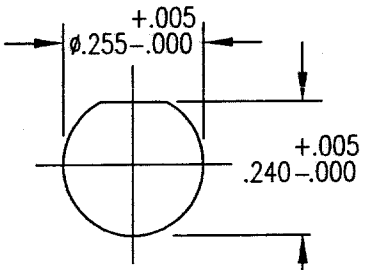

MOUNTING HOLE LAYOUT

THIS INFORMATION IS PROPRIETARY AND CONFIDENTIAL. IT IS DISCLOSED TO YOU ON CONDITION NO FURTHER DISCLOSURE IS MADE TO OTHER THAN RETCONN PERSONNEL WITHOUT WRITTEN AUTHORIZATION FROM RETCONN INC., TORRINGTON, CT.

REV.	DESCRIPTION OF CHANGE	DATE	DRN	APPR
-	RELEASED	3-27-97	KJT	

712 REVISIONS

UNLESS OTHERWISE SPECIFIED
TOLERANCES: 3 PLACE DECIMALS ±.005 2 PLACE DECIMALS ±.010
FRACTIONS ±1/64 ANGLE ±2°
ALL DIMENSIONS PRIOR TO PLATING
CHAMFER 1ST THREAD 45° TO ROOT DIAMETER
REMOVE ALL BURRS AND SHARP EDGES
ALL DIAMETERS TO BE CONCENTRIC WITHIN .003 TIR
SURFACE FINISH SHALL BE 63 MICROINCHES MAXIMUM
DIMENSIONS IN INCHES DO NOT SCALE PRINT

MATERIAL

FINISH

SALES DRAWING

RETCONN
A SUBSIDIARY OF SPM
199 W. PEARL ROAD TORRINGTON, CT. 06790
TEL. (860) 489-1220 FAX (860) 496-7307

TITLE SMA BULKHEAD JACK FOR USE WITH RG-303 OR EQUIVALENT CABLE

DRAWN	DATE	CHECKED	SCALE	
KJT	3-18-97		6:1	FSCM 0DWJ4
APPR. A.T.	DWG. NO. 251-975-1166P			REV. -

June 2006 - This drawing became the property of Winchester Electronics Corporation, Wallingford, CT.