

## FEATURES & SPECIFICATIONS

**INTENDED USE** — The 2VTL4R LED Relight assembly is the ideal solution for renovating existing fluorescent troffer and parabolic systems, delivering improved quality of light and refreshing the space. VTLR volumetric lighting eliminates the “cave effect” by delivering the ideal amount of light to walls, work surfaces, and people. The 2VTL4R Relight assembly is recommended for offices, schools, hospitals, and other general lighting applications where existing 2x4 troffer and parabolic fluorescent fixtures are currently in use.

**CONSTRUCTION** — Universal end brackets are constructed of 20-gauge powder-painted steel and are secured to the host fixture with provided tek screws. End brackets are painted black or white to match existing parabolic or troffer door frame reveals. The LED light engine is 20-gauge powder painted steel and is wired to the supply voltage using a driver-disconnect plug system provided as standard. A steel wiring connection cover is provided for use if required.

The door frame and reflector assembly is vaulted cold-rolled steel with embossed facets and is painted after fabrication. Impact-modified, single clear acrylic diffuser provides excellent shielding and wide distribution.

**OPTICS** — Volumetric illumination is delivered by creating an optimal mix of light to walls, partitions, vertical and horizontal work surfaces — rendering the interior space, objects and occupants in a more balanced, complementary luminous environment. Linear faceted reflector cavity softens and distributes light into the space while minimizing luminous contrast between the fixture and ceiling. Sloped end plates provide a smooth, luminous transition between fixture and ceiling while enhancing the perception of fixture depth.

**ELECTRICAL** — Long-life LEDs, coupled with high-efficiency drivers, provide superior quantity and quality of illumination for extended service life. 80% LED lumen maintenance at 60,000 hours (L80/60,000).

eldoLED driver options deliver choice of dimming range and choices for control, while assuring flicker-free, low-current inrush, 89% efficiency and low EMI.

Optional integrated nLight® controls make each luminaire addressable — allowing it to digitally communicate with other nLight-enabled controls such as dimmers, switches, occupancy sensors and photocontrols. Simply connect all the nLight-enabled control devices and the 2VTL4R luminaires using standard Cat-5 cabling. Unique plug-and-play convenience as devices and luminaires automatically discover each other and self-commission.

Lumen Management: Unique lumen management system (option N80) provides onboard intelligence that actively manages the LED light source so that constant lumen output is maintained over the system life, preventing the energy waste created by the traditional practice of over-lighting.

Step-level dimming option allows system to be switched to 50% power for compliance with common energy codes while maintaining fixture appearance.

Driver disconnect provided where required to comply with US and Canadian codes.

**INSTALLATION** — After existing fluorescent components are removed from housing, universal end brackets are fastened in place with tek screws. The LED light engine assembly mounts to the end brackets and hangs securely while the wiring connection is made using a driver-disconnect plug system provided as standard. The light engine then swings up into position and is secured in place with a captive screw at each end. The doorframe is then inserted via a sliding hinge into the end bracket and secured in the closed position with a rotating cam latch. Light engine may be removed from fixture during service. LED boards include plug-in connectors for easy replacement or servicing. Suitable for damp location installations.

**LISTINGS** — UL/CUL classified for use in recessed fluorescent light fixtures. Installation per instructions will not impact existing fixture UL listing. Tested to LM80 standards. DesignLights Consortium® (DLC) qualified product. Not all versions of this product may be DLC qualified. Please check the DLC Qualified Products List at [www.designlights.org/QPL](http://www.designlights.org/QPL) to confirm which versions are qualified.

Protected by one or more of US Patent Nos. 7,229,192; D541,467; D541,468; D544,633; D544,634; D544,992. D544,933 and additional patents pending.

**WARRANTY** — 5-year limited warranty. This is the only warranty provided and no other statements in this specification sheet create any warranty of any kind. All other express and implied warranties are disclaimed. Complete warranty terms located at:

[www.acuitybrands.com/support/warranty/terms-and-conditions](http://www.acuitybrands.com/support/warranty/terms-and-conditions)

**Note:** Actual performance may differ as a result of end-user environment and application. All values are design or typical values, measured under laboratory conditions at 25 °C.

Specifications subject to change without notice.

Catalog Number
Notes
Type

**VT SERIES**  
**RELIGHT**

**Volumetric Troffer**



**2VTL4R**  
**2VTL4RT**

2' x 4' Relight  
LED



eldoLED



### Specifications

Designed to convert most existing recessed parabolic and lensed troffers.

### Capable Luminaire

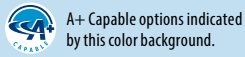
This item is an A+ capable luminaire, which has been designed and tested to provide consistent color appearance and out-of-the-box control compatibility with simple commissioning.

- All configurations of this luminaire meet the Acuity Brands' specification for chromatic consistency
- This luminaire is part of an A+ Certified solution for nLight® control networks when ordered with drivers marked by a **shaded background**\*
- This luminaire is part of an A+ Certified solution for nLight control networks, providing advanced control functionality at the luminaire level, when selection includes driver and control options marked by a **shaded background**\*

To learn more about A+, visit [www.acuitybrands.com/aplus](http://www.acuitybrands.com/aplus).

\*See ordering tree for details

# 2VTL4R Volumetric Recessed Lighting 2'x4'



## ORDERING INFORMATION

Lead times will vary depending on options selected. Consult with your sales representative.

**Example:** 2VTL4R 40L ADP EZ1 LP835

Series	Lumens <sup>1</sup>	ADP		Voltage	Driver
		Diffuser			
2VTL4R 2x4 LED reilight assembly, black end brackets for use in parabolic fixture	30L 3000 40L 4000	ADP	Acrylic linear prismatic	(blank) MVOLT (120 - 277V) 347 347V <sup>2</sup>	EZ1 eldoLED, dims to 1% EZB Dims to dark
2VTL4RT 2x4 LED reilight assembly, white end brackets for use in troffer fixture	48L 4800				GZ1 Dims to 1% (0-10V dimming) <sup>3</sup>
2VTL4RF 2x4 LED reilight assembly, flange brackets for drywall installation	60L 6000				GZ10 Dims to 10% (0-10V dimming) <sup>3</sup> GTH250 Bi-level (2-switch)

Color temperature	Controls	Options
LP835 82 CRI, 3500 K	(blank) No controls	BDP Disconnect Plug (JP16) Job packaging
LP840 82 CRI, 4000 K	N80 N-light with 80% lumen management <sup>4</sup>	
LP830 82 CRI, 3000 K	N100 N-light with no lumen management <sup>4</sup>	
LP850 82 CRI, 5000 K	N80EMG N-light with 80% lumen management for use with generator supply EM power <sup>4,5</sup>	
	N100EMG N-light without lumen management for use with generator supply EM power <sup>4,5</sup>	

### Accessories: Order as separate catalog number.

RK8BDP 2P U	Disconnect Plug (BDP), 2 Pole, Package of 1
RK8BDP 3P U	Disconnect Plug (BDP), 3 Pole, Package of 1
RK8BDP 2P J10	Disconnect Plug (BDP), 2 Pole, Package of 10
RK8BDP 2P J40	Disconnect Plug (BDP), 2 Pole, Package of 40

### Notes

- 1 Approximate lumen output.
- 2 Available on GZ1 and GZ10. When EZ1 or EZB is ordered, 347 step-down transformer ships separately as field-installed option. Not Available with GTH250 driver option. Verify compliance with local codes prior to ordering.
- 3 GZ1, GZ10 not available with any Controls options.
- 4 Only available with EZ1 or EZB drivers.
- 5 nLight EMG option requires a connection to existing nLight network Power is provided from a separate N80 or N100 enabled fixture.

### Energy Comparison - 2x4 LED vs. T12 & T8

System	Lamp type	Ballast factor	Input watts <sup>1</sup>	Watts saved by using LED
2VTL4R 40L	LED	1.0	38	---
4-lamp T12	F40T12	0.88	144	106
4-lamp T8	F32T8	0.88	110	72
3-lamp T12	F40T12	0.88	108	70
3-lamp T8	F32T8	0.88	90	52
2-lamp T12	F40T12	0.88	72	34
2-lamp T8	F32T8	0.88	60	22

### Performance Data

Lumen Package	Lumens	Input Watts	LPW
30L LP830	3305	26.4	125
30L LP835	3470	26.4	132
30L LP840	3836	26.4	146
30L LP850	3824	26.4	145
40L LP830	4164	33.2	126
40L LP835	4393	33.2	133
40L LP840	4501	33.2	136
40L LP850	4823	33.2	145
48L LP830	4820	39.1	123
48L LP835	5090	39.1	130
48L LP840	5209	39.1	133
48L LP850	5586	39.1	143
60L LP830	5288	44.2	120
60L LP835	5582	44.2	126
60L LP840	5738	44.2	130
60L LP850	6122	44.2	138
72L LP830	7044	58.7	120
72L LP835	7182	58.7	122
72L LP840	7714	58.7	132
72L LP850	8141	58.7	139

## Emergency Battery Pack Options – Field Installable

Battery Model Number	Wattage	Runtime (Minutes)	Lumen Output* @ 120 Lumens/Watt	Other
ILB CP07 2H A	7W	120	840	Storm Shelter / 2 Hour Runtime
ILB CP10 A	10W	90	1200	
ILBLP CP10 HE SD A	10W	90	1200	Title 20, Self Diagnostic
ILBLP CP15 HE SD A	15W	90	1800	Title 20, Self Diagnostic
ILB CP20 HE A	20W	90	2400	Title 20
ILB CP20 HE SD A	20W	90	2400	Title 20, Self Diagnostic

All the above are UL Listed products that are certified for field install external/remote to the fixture.

\*Minimum delivered lumen output to assist in product selection for increased fixture mounting height.

The CP10 delivered emergency illumination outperforms legacy 1400 lumen fluorescent emergency ballast.

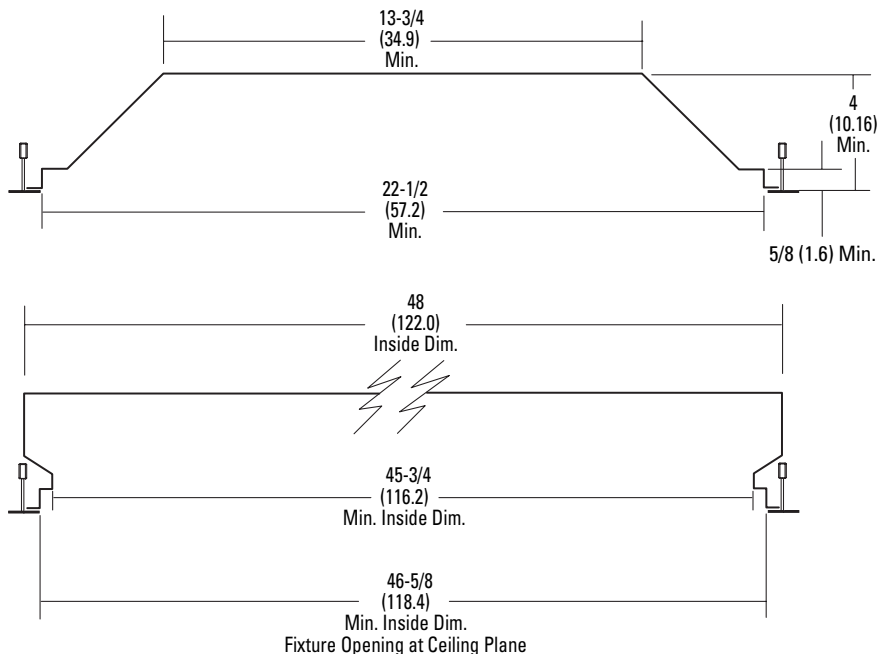
Please contact us at [productsupportemergency@acuitybrands.com](mailto:productsupportemergency@acuitybrands.com) for any Emergency Battery related questions.

# 2VTL4R Volumetric Recessed Lighting 2'x4'

## FIT COMPATIBILITY

The 2VTL4R Relight assembly was engineered to upgrade recessed 2X4 fixtures, including most parabolic and lensed troffers from all major manufacturers.

Dimensional requirements are below but Lithonia Lighting recommends a trial installation prior to purchasing project quantities.

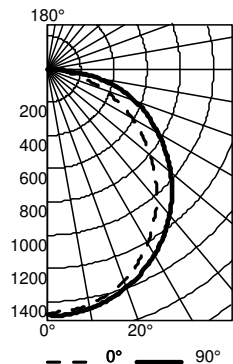


**Relight assemblies are designed to fit most recessed fixtures mounted in T-grid installations. For surface mounted fixtures or for fixtures mounted in ceiling types other than T-grids, consult factory before ordering.**

Dimensions are inches (centimeters) unless otherwise noted.

## PHOTOMETRICS

2VTL4R 40L EZ1 LP835, 4392.9 delivered lumens, test no. LTL25401P105, tested in accordance to IESNA LM-79



CP Summary			Coefficients of Utilization												Zonal Lumen Summary				
	0°	90	pc	80%						20%						Zone	Lumens	% Lamp	% Fixture
			pw	70%	50%	30%	50%	30%	10%	50%	30%	10%							
0°	1479	1479	0	119	119	119	116	116	116	111	111	111	0° - 30°	1147	26.1	26.1			
5°	1459	1481	1	108	103	98	101	97	93	96	93	90	0° - 40°	1877	42.7	42.7			
15°	1403	1435	2	98	89	82	87	81	75	84	78	73	0° - 60°	3339	76.0	76.0			
25°	1287	1348	3	89	78	70	76	69	62	73	67	61	0° - 90°	4392	100.0	100.0			
35°	1119	1222	4	81	69	60	68	59	53	65	58	52	90° - 120°	1	0.0	0.0			
45°	918	1059	5	75	62	52	60	52	45	58	51	45	90° - 130°	1	0.0	0.0			
55°	700	871	6	69	55	46	54	46	39	53	45	39	90° - 150°	1	0.0	0.0			
65°	474	670	7	64	50	41	49	41	35	48	40	34	90° - 180°	1	0.0	0.0			
75°	251	445	8	59	46	37	45	37	31	44	36	31	0° - 180°	4393	100.0	100.0			
85°	58	127	9	56	42	34	41	33	28	40	33	28							
90	3	1	10	52	39	31	38	30	25	37	30	25							