



5-POSITION TEE

INSTRUCTION MANUAL

5-POSITION TEE

IS PERFECT FOR:
» BASEBALL » SOFTBALL

Thank you for choosing SKLZ 5-Position Tee. We are dedicated to providing you with the best tools and instruction possible to help you unleash your athletic potential. If there is anything else we can do to help you optimize your training, don't hesitate to send us an email (customerservice@sklz.com) or give us a call (1-877-225-7275).

*****IF YOU ARE MISSING ANY PARTS OR HAVE ANY PROBLEMS WITH YOUR SKLZ PRODUCT, PLEASE CONTACT US (customerservice@sklz.com) OR GIVE US A CALL (1-877-225-7275) AND WE WILL DO OUR BEST TO MAKE IT RIGHT.*****

BEFORE YOU BEGIN:

- » Read all setup and usage instructions carefully before using. If the setup and/or instructions are not followed correctly, it could result in injury or damage to the product.
- » Athletes under 18 years of age should use only under adult supervision.
- » Not suitable for children under 3 years of age.
- » Adult assembly is recommended.

⚠ WARNING:

- » When using 5-Position Tee, others should stay clear of the batting area to reduce the risk of injury.
- » Always wear a NOCSAE approved helmet. Face guard recommended.
- » When using 5-Position Tee with a net, position the tee far enough away from the net to allow the batter to swing freely, while still being close enough to ensure the net will capture a hit ball.

⚠ CAUTION:

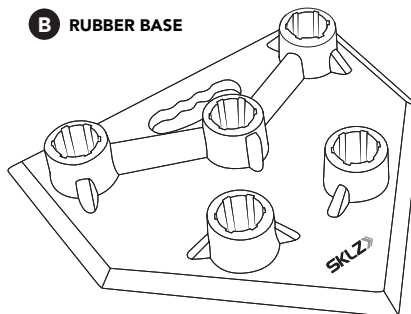
- » When in use, make sure 5-Position Tee is set up in a clear area to avoid damage to property.
- » Avoid storing 5-Position Tee in extremely hot or cold environments as this could reduce the life span of the product.

5-POSITION TEE PARTS:

A TEE STEM WITH HEIGHT ADJUSTABLE TEE TOP



B RUBBER BASE



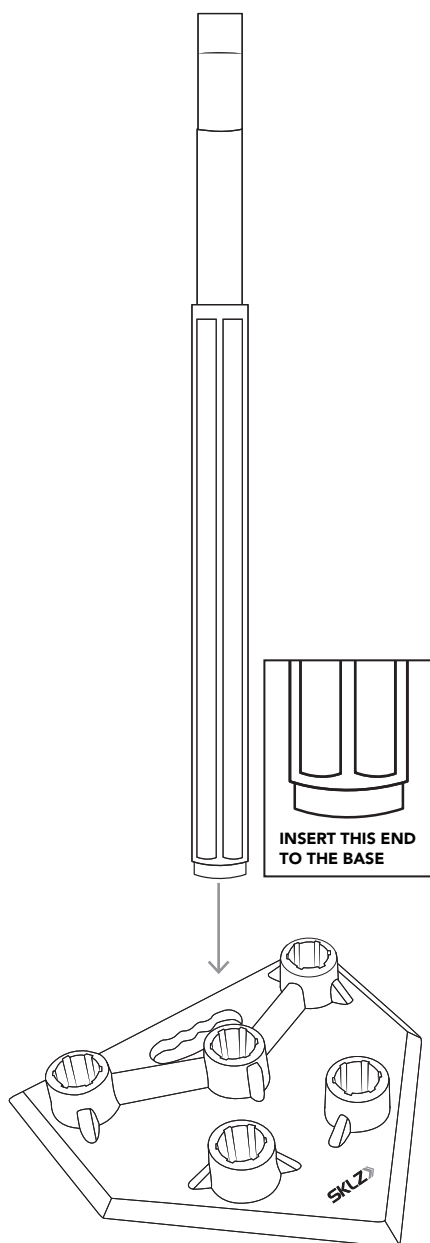
HEIGHT
ADJUSTABLE
TEE TOP

TEE STEM

RUBBER BASE

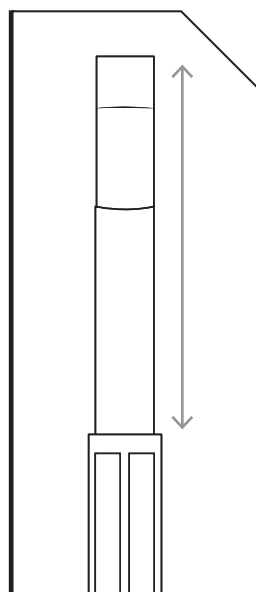


ASSEMBLY



Insert the Tee Stem with Height Adjustable Tee Top (A) into one of the 5-Positions in the Rubber Base (B) by lining up the ridges to the opening on the base. Once aligned with the opening, firmly push the Tee Stem into the Rubber Base.

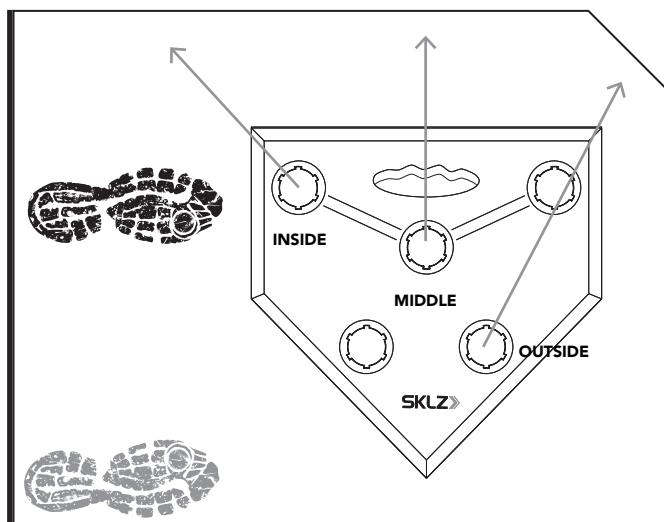
HEIGHT ADJUSTMENT



To adjust the height of the tee, slide the Height Adjustable Tee Top up and down within the Tee Stem until you reach the desired height.

USAGE

5-Position Tee trains hitters to hit multiple pitch locations; **inside**, **middle**, and **outside**. See below for the correct contact point within your stance and the correct ball flight for each pitch location.



VISIT SKLZ.COM FOR INSTRUCTIONAL VIDEO AND CONTENT

