


LaserLite Laser Dart Line Mounting Instructions #37-0025

AVOID EXPOSURE LASER RADIATION IS EMITTED FROM THE APERTURE

DANGER

AVOID DIRECT EYE EXPOSURE

Max Output <5mW, Wavelength 650nm-660nm, Class II Laser Product
Complies with FDA Radiation Performance Standards 21 CFR Chapter 1, Subchapter J
GLD Products, Muskego, WI 53150, Model #37-0025
ACCESSION NO:1410047-000



WARNING! Never look directly into the laser

WARNING! Keep away from children

WARNING! Never point the device towards anyone's eyes

WARNING! Laser light can also be dangerous when reflected on a mirror-like surface

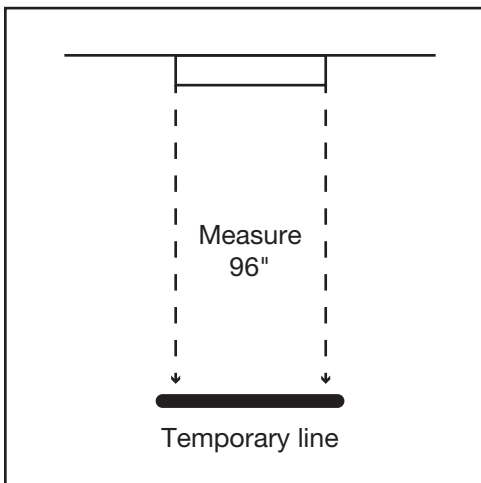
WARNING! Use of controls or adjustments, or the performance of procedures other than specified herein, can result in hazardous radiation exposure

Read all instructions carefully before mounting the LaserLite.

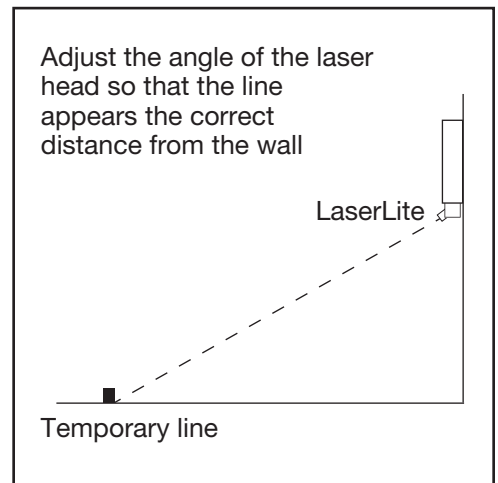
The LaserLite mounts to the underside of a compatible Viper dartboard. Ensure your dartboard is mounted to the wall at the proper height before installing the LaserLite.

Instructions

- 1) Locate the small jack on the bottom of your compatible dartboard. It may be marked with a sticker indicating its LaserLite compatibility.
- 2) Plug the LaserLite into the jack with the laser head facing forward. Ensure the small hooks on either side are firmly locked in place.
- 3) Adjust the LaserLite according to the proper throwing distance of 96 inches.



Use a common household item, such as a broom handle or ruler, to make a temporary line at the correct distance. Measure from each side of the dartboard to the temporary line.



4) WARNING: AVOID DIRECT EYE EXPOSURE

Move the power switch to the on position to turn on the laser. Position the laser head until it is flush with your temporary line. Tighten the 2 screws on either side of the laser head to lock the laser head in place.



WARRANTY: Great Lakes Dart Mfg, Inc. warrants this product to be free of defects in material and workmanship for a period of one year by the original purchaser of the unit. This warranty covers manufacturers defects only, not normal wear and tear. This warranty does not apply to products damaged through accidents, misuse, or neglect. Your warranty is void if service is attempted by anyone other than the manufacturer or authorized agent. Great Lakes Dart Mfg., Inc. reserves the right to make an inspection and determination of all warranty claims. For questions concerning products of Great Lakes Dart Mfg., Inc., please call our Customer Service Representatives at 1-800-225-7593.