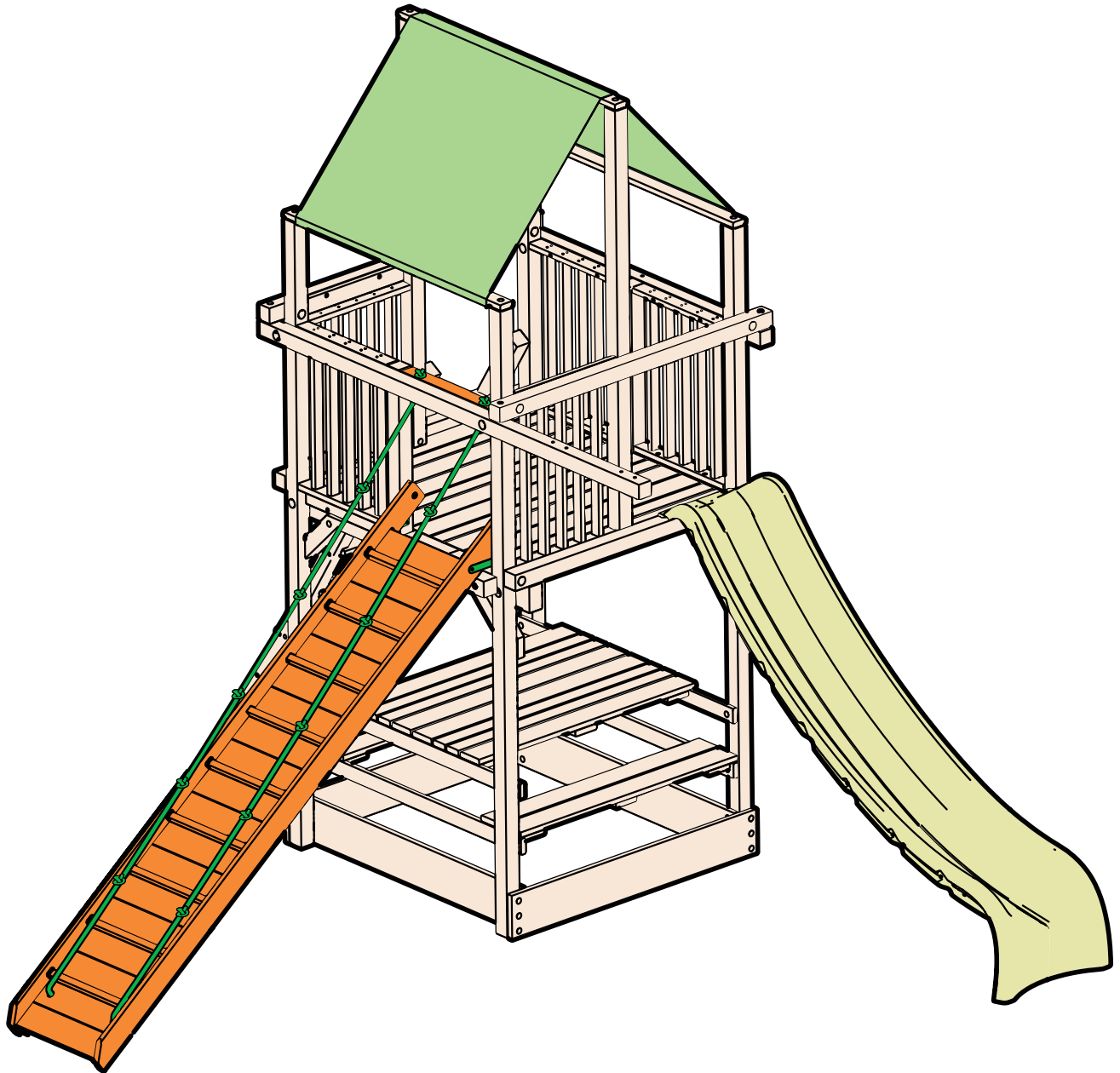


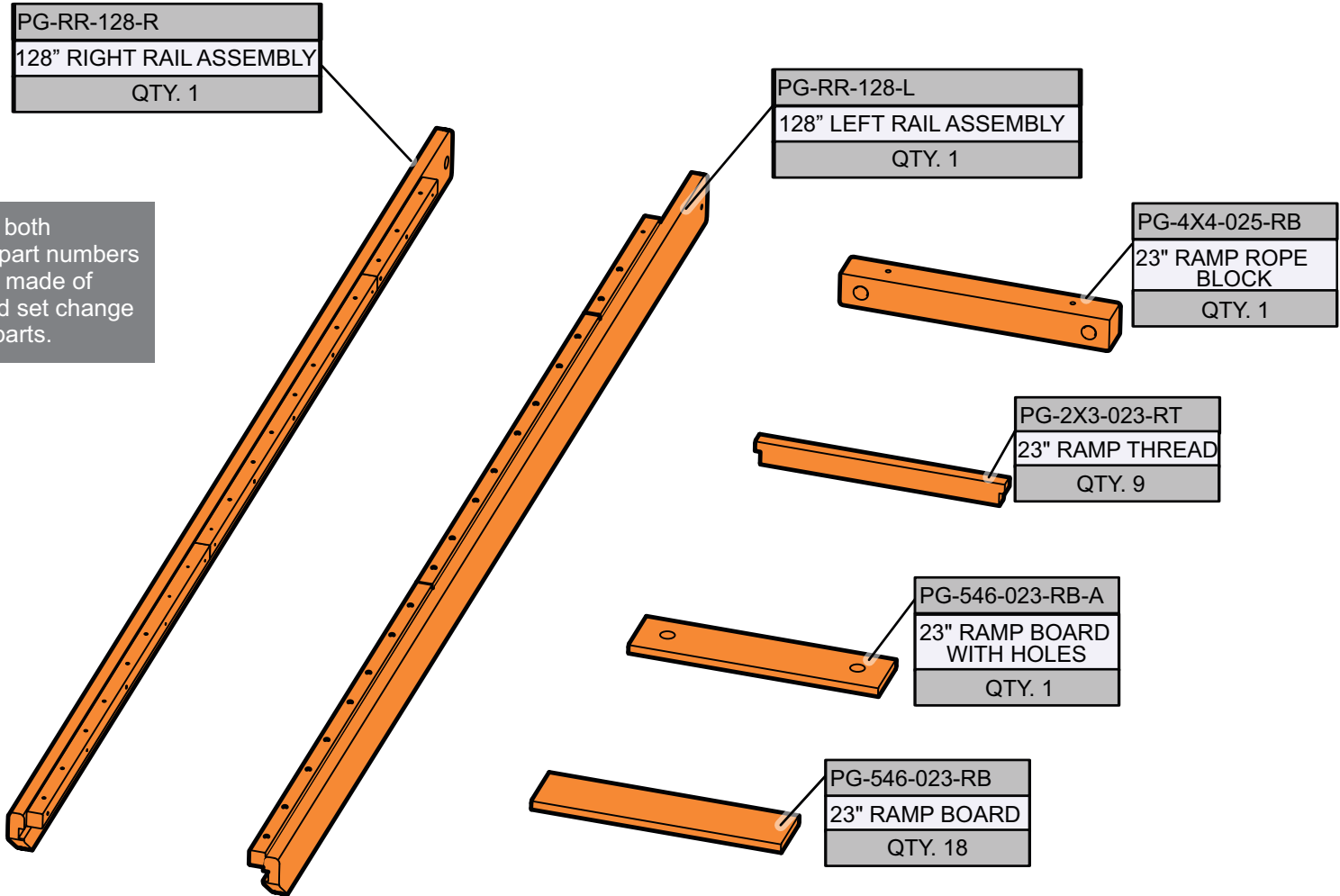
WOODPLAY[®]

Playsets

Climbing Ramp Instructions



PARTS LIST



NOTE: Woodplay playsets are sold in both Redwood and Chinese Cedar. All the part numbers in this manual with the suffix "PG-" are made of Chinese Cedar. If you have a Redwood set change the suffix to "PGR-" to order redwood parts.

HARDWARE LIST

Part #	Description	Qty.
PG-HW-L013	3/8" X 4" LAG SCREW	2
PG-HW-L015	3/8" X 5.5" HEX LAG SCREW	2
PG-HW-W004	3/8" X 1" STD WASHER	4
PG-HW-M016	STEEL LADDER LOCK	2
PG-HW-S001	#10 X 1" PHILLIPS ROUND HEAD	4
PA-MAN-RMP-01	INSTRUCTION MANUAL RAMP	1
PG-HW-S016	#8X2-1/4" FLAT HEAD WOOD SCREW	38

NOTE:

Prepare a flat area that is clear of debris. Keep children away from the assembly area. Two capable adults are needed for the following steps.

NOTE: Set aside Ramp Board with holes for later use.

1. Slide the 23" Ramp Board in to the **grooves** of both the Left and Right Rail Assemblies as shown in **Detail A**.
2. Fasten Board to Rail Assemblies with **two** Flat head screws as shown in **Detail B**.

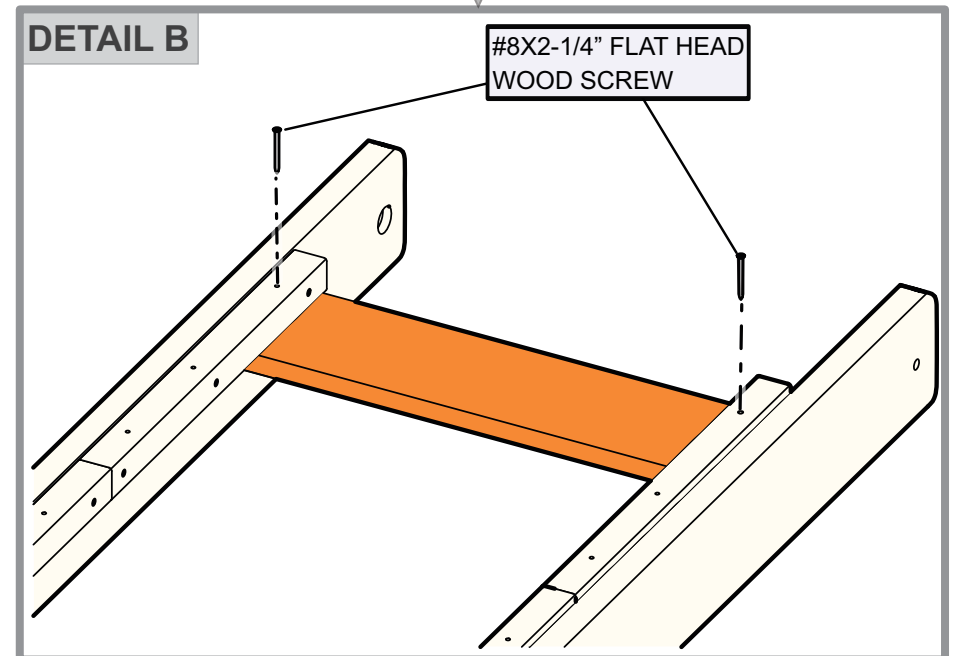
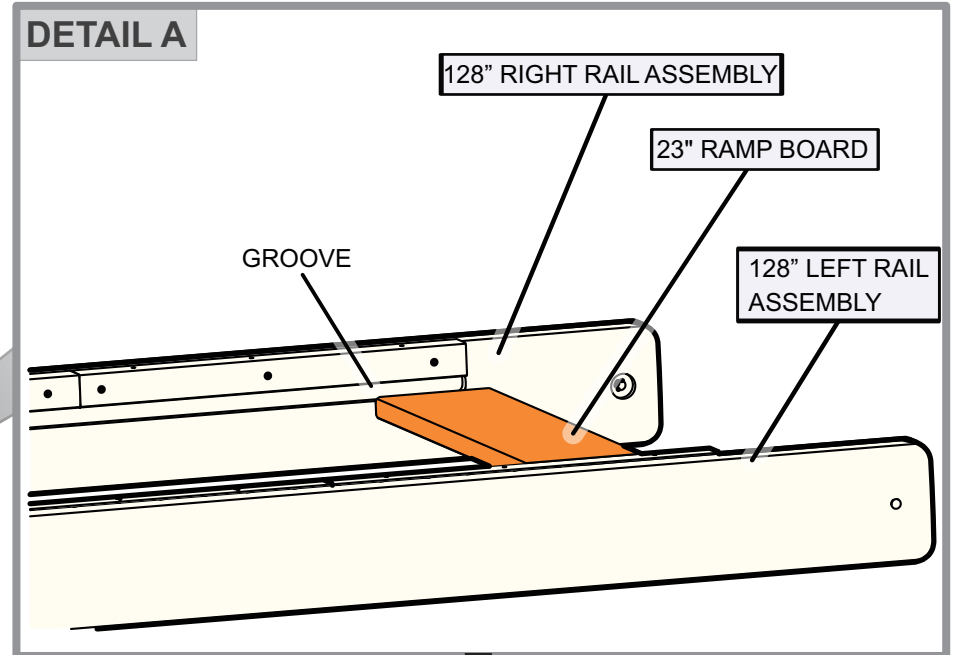
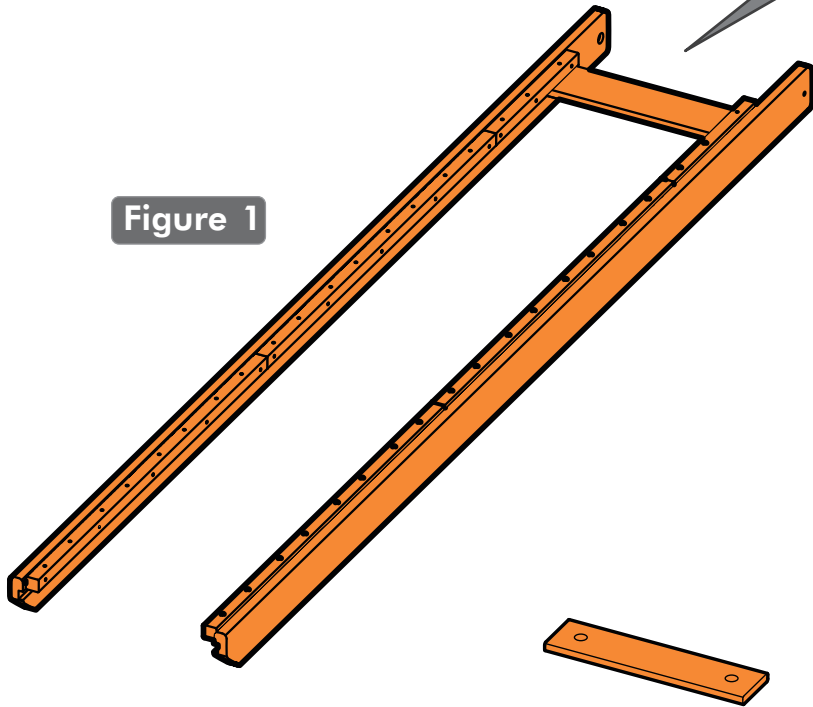


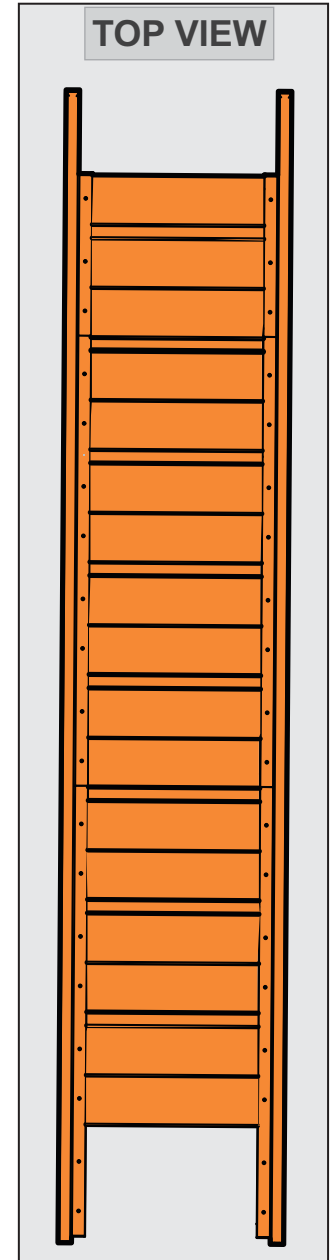
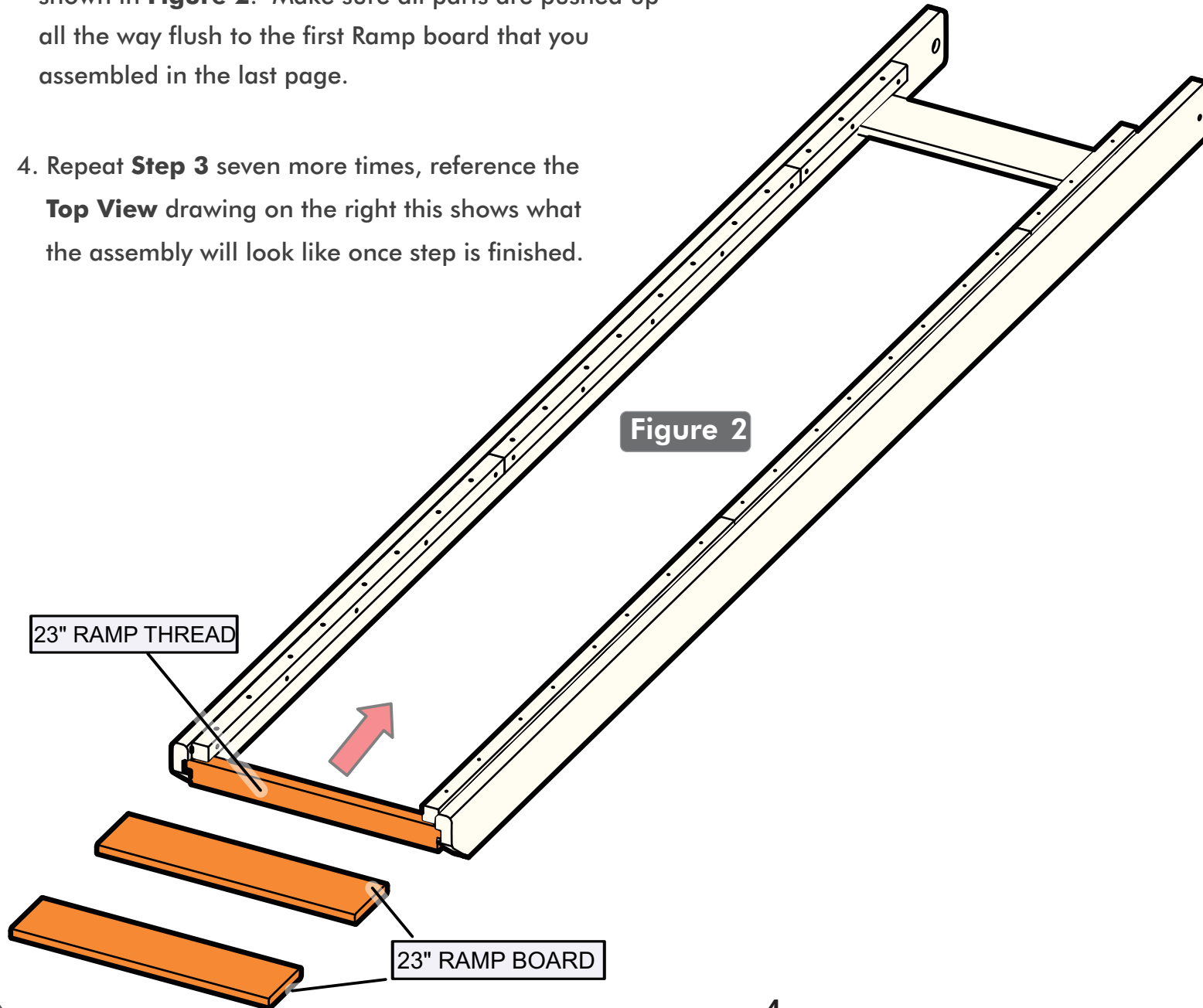
Figure 1



NOTE: Set aside Ramp Board with holes for later use.

3. Slide a 23" Ramp Thread followed by **two** 23" Ramp Boards in between the Left and Right rail assemblies as shown in **Figure 2**. Make sure all parts are pushed up all the way flush to the first Ramp board that you assembled in the last page.

4. Repeat **Step 3** seven more times, reference the **Top View** drawing on the right this shows what the assembly will look like once step is finished.



5. Slide a 23" Ramp Thread followed by **one** 23" Ramp Board with holes and **one** 23" Ramp Boards as shown in **Figure 3**. Make sure all parts are pushed up all the way flush with previous Ramp board and then fasten all Boards with two #8x2-1/4" Flat head Wood Screws each. See **Detail B**.

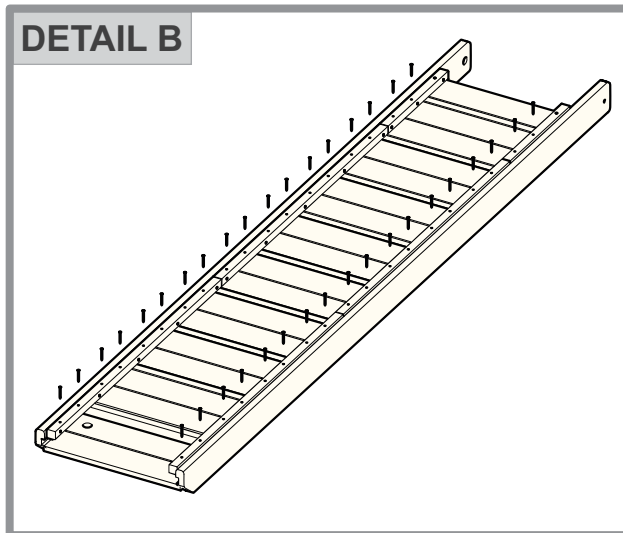
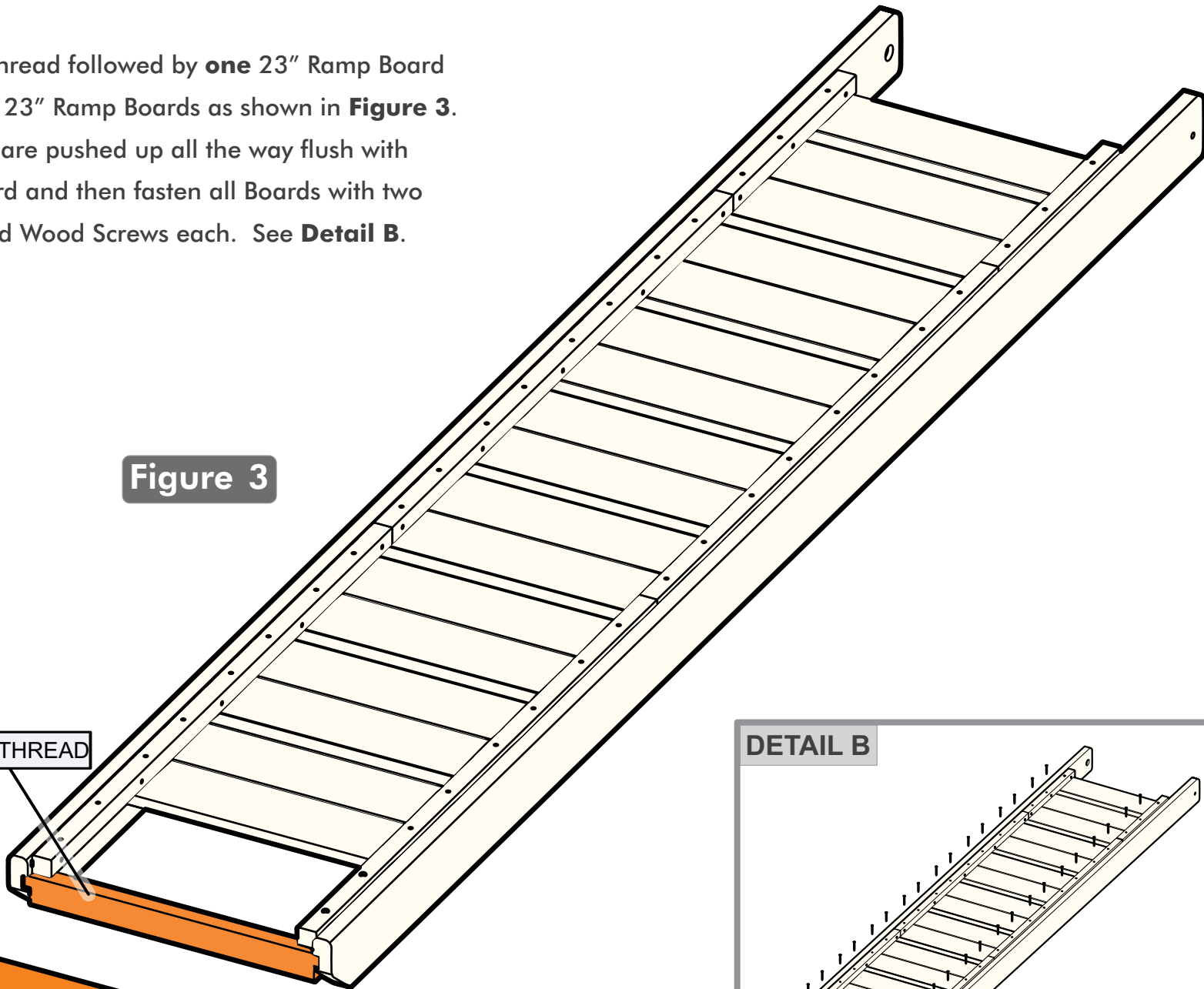
Figure 3

23" RAMP THREAD

23" RAMP BOARD

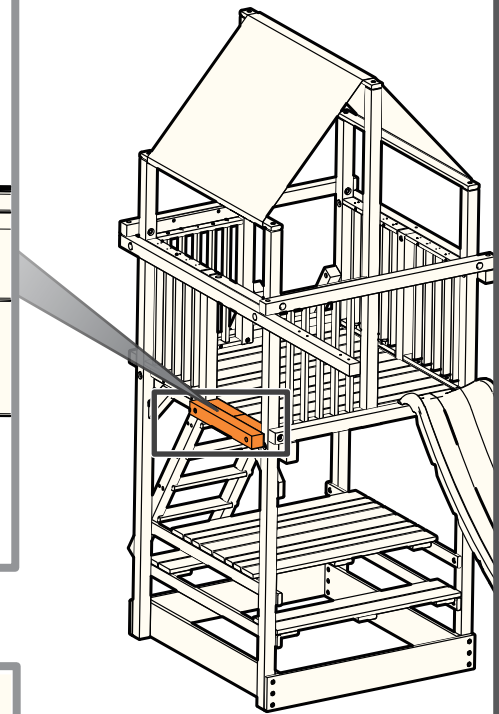
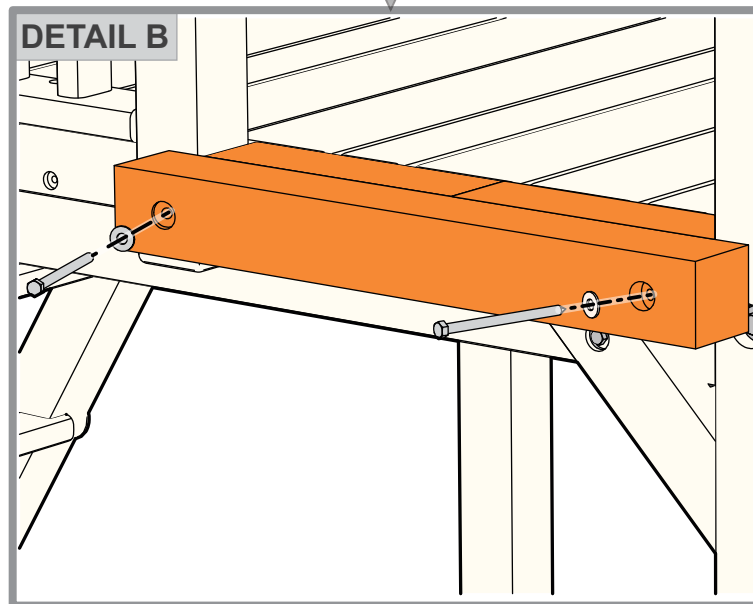
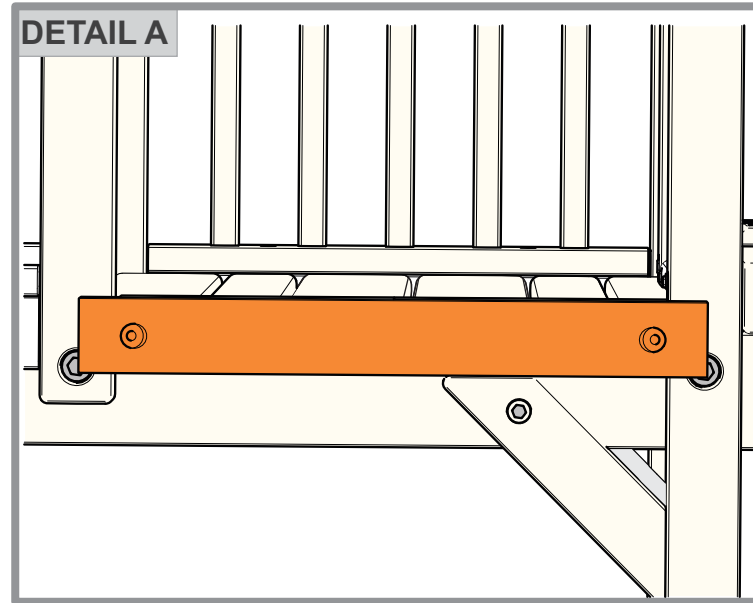
23" RAMP BOARD WITH HOLES

DETAIL B



NOTE: If Installing on Deck Frame Side of set. Filler is NOT required.

6. Attach Ladder Filler Assembly with two 3/8" Washers and 3/8" X 5 1/2" Lag Screws. See **Figure 4, Detail A & Detail B.**

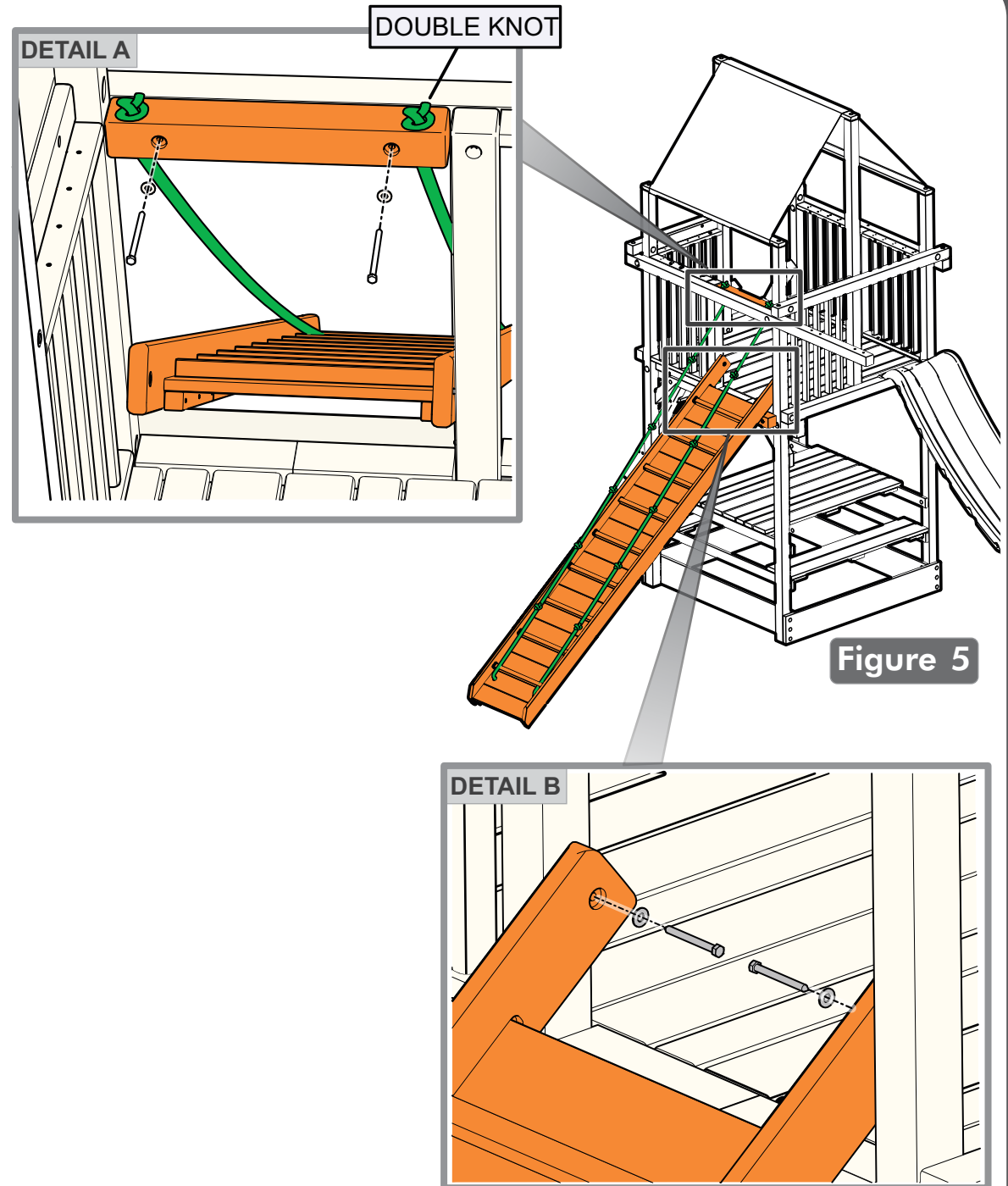


7. Attach Ramp to the playset with two 3/8" Washers and two 3/8" X 3" Lag Screws as shown in **Detail B**.

8. Attach 25" Ramp Rope block from the inside to safety rail with two 3/8" Washers and two 3/8" X 5 1/2" Lag Screws as shown in **Detail A**.

9. Insert ropes up through ramp blocks and tie a double knot on top of ramp block. See **Detail A**.

10. Tie a knot every two feet along each rope. Insert ropes down through the holes in the bottom of the ramp. Lift Ramp 1 foot off the ground, pull ropes tight and tie a double knot on the underside of the ramp. See **Detail A** and **Figure 5**.



11. Attach ladder Locks to Ramp and Playset
with four #8 X 2-1/4" Wood Screws to
keep the Ramp from Pivoting. See
Figure 6 & Detail A.

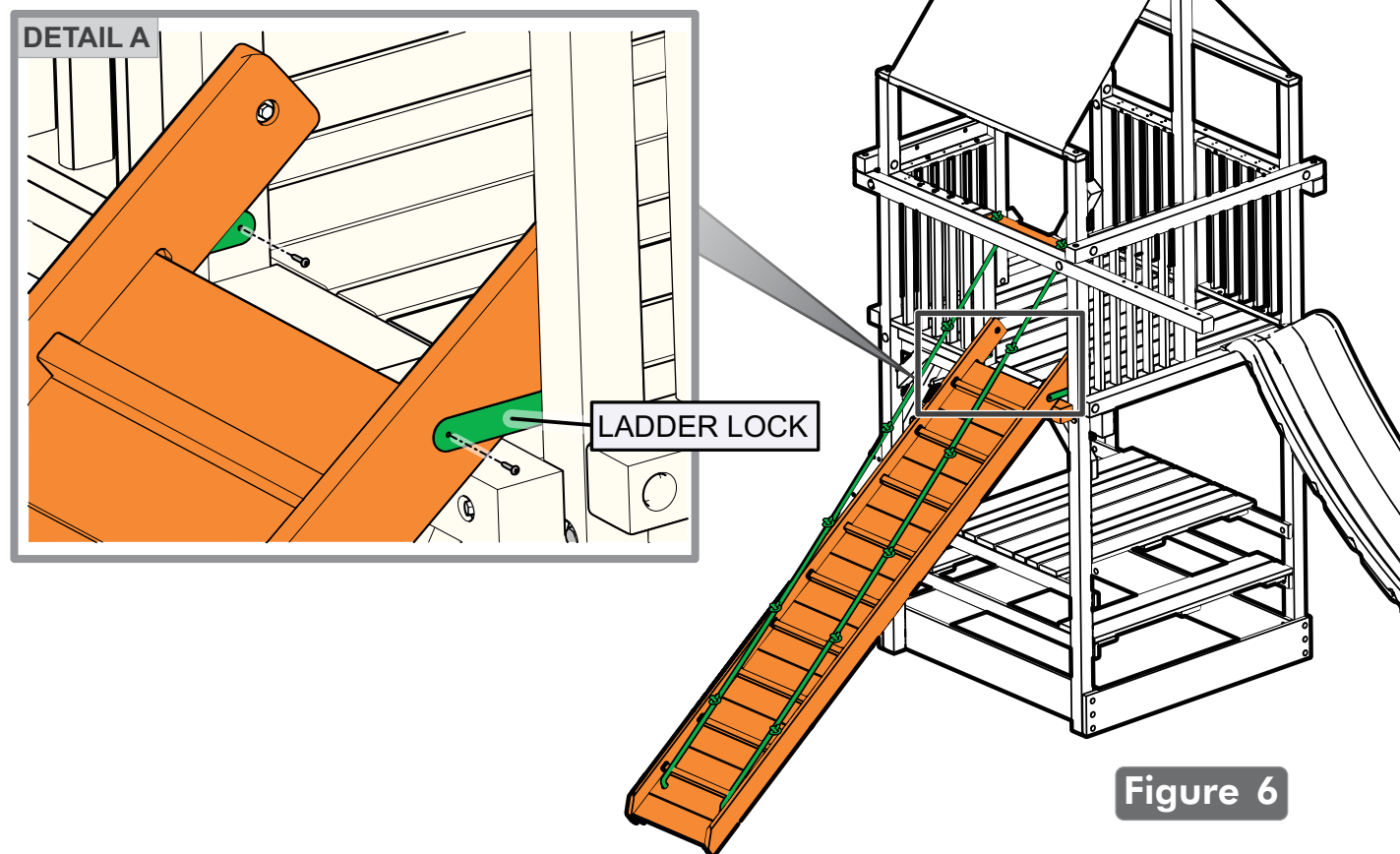


Figure 6

WOODPLAY®

2016 WARRANTY

5 Year Warranty

Subject to proper installation and normal residential use, Woodplay warrants, subject to the limitations stated below, to the original retail purchaser, all chain, seats, swing hangers, hardware, metal braces, ropes and accessories to be free from defects in material and workmanship for a period of **five years** from date of purchase. Cracks in non-functional plastic components are not considered defects in materials and workmanship if they do not affect the functionality of the playset. Merchandise covered under this limited **five-year** warranty will, at our option, be repaired or replaced, excluding any freight or labor fees.

15 Year warranty

In addition, for **Fifteen years** after the original purchase date of our **Cedar** playsets, Woodplay warrants, to the original retail purchaser, all wooden components against structural failure due to corrosion, wood rot, or insect infestation. Seasonal checks, surface cracks, knotholes and knots, natural characteristics of all wooden play equipment, not resulting in structural failure, are not covered under this warranty. And will not affect the integrity of your playset.

Limited Lifetime Warranty

In addition, for the **lifetime** of our **Redwood** playsets, Woodplay warrants, to the original retail purchaser, all wooden components against structural failure due to corrosion, wood rot, or insect infestation. Seasonal checks, surface cracks, knotholes and knots, natural characteristics of all wooden play equipment, not resulting in structural failure, are not covered under this warranty. And will not affect the integrity of your playset. Woodplay warrants to the original retail customer that we will replace any swing hangers, swing chains, metal braces, metal rungs or hardware that fail due to rust or breakage (excludes surface rust). This limited lifetime warranty also applies to our exclusive Super Slide, Hurricane Slide and Alpine Slide.

Timber is a natural material which can absorb and release moisture. Although this product is designed to minimize this effect, in certain circumstances some movement or distortion is unavoidable. During dry hot weather timber may shrink and check - this is a normal process of weathering. After the first year of service it is advisable to clean and apply a non-toxic stain or sealant to the wood, safe for children's use.

Components covered under this **5 year, 15 year** and limited **lifetime warranty** will be replaced free of charge excluding freight and labor fees.

Non-residential use of the playset is prohibited and voids the warranty as the playsets are designed for residential use only.

Escalade Sports reserves the right to examine photographs and/or physical evidence of merchandise claimed to be defective, and to recover said merchandise, prior to disposition of warranty claims. Merchandise returned to our factory for examination or recovery must be shipped freight prepaid, unless a Return Authorization Number is issued.

This warranty program does not cover normal wear and tear, color fading, or damages resulting from misuse, abuse, vandalism, alteration, acts of God, or assembly and maintenance contrary to our instructions. Escalade Sports assumes no responsibility for incidental or consequential damages which may arise from the purchase or use of our equipment. Please supervise your children's play activity and maintain your play equipment periodically.

This warranty is expressly in lieu of all other warranties, expressed or implied, including warranties of merchantability or fitness for use. Woodplay does not assume or authorize any person to assume for us, any other liability in connection with the sale of our products.

Special Note: Woodplay reserves the right to make changes in materials, design, and pricing without notice. See your instruction manual for maintenance requirements. Your child's safety is your responsibility; therefore, you should inspect this equipment regularly for wear and safety.

For warranty service, contact:

**Woodplay Playsets
Escalade Sports
P.O. Box 889
Evansville, IN 47706
1-800-GO-SWING**

Or E-Mail us at: playgroundcs@escaladesports.com

Revised 2015