

YOUR AUTHORIZED CONTINENTAL DEALER



GAS INSERT SERIES

CD13NE

DIRECT VENT GAS FIREPLACE

CONTINENTAL

P: 1-866-820-8686
continentalcomfort.com



Consult your owner's manual for complete installation instructions, accurate framing dimensions and proper clearances to combustibile material. Check all local and national building codes. All specifications are subject to change without prior notice due to on-going product improvements. Products may not be exactly as shown

Build Quality, Build Confidence.
continentalcomfort.com



CONTINENTAL

CDI3NE

Self Contained

Provides an easy-to-install, cost-effective solution by improving the efficiency and eliminating the mess of a wood-burning fireplace or to simply update an existing worn out and tired gas insert

“H” Style Burner

Ensures a brilliant display of flames across the width of the firebox that complements the realistic designer Split Oak log set

Efficient Heat Source

Ideal for heating the rooms you use the most while saving on costs

FEATURES

- 340 sq. in. viewing area
- Realistic Split Oak log set included
- Designer accessories that provide a wide selection of style combinations
- Flex Connector included
- Directional baffles increase airflow for maximum blower efficiency
- Enclosed electrical panel allows straightforward servicing and zero compromise to viewing area
- Electronic Ignition with battery back-up
- Vent kits available up to 45'
- Easily adjustable leg levellers and a simple collar installation
- Wide range of faceplates and backerplates available
- Optional remote

FACEPLATE & BACKERPLATE OPTIONS



Large 4-Sided Backerplate

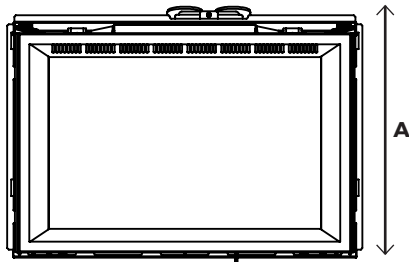
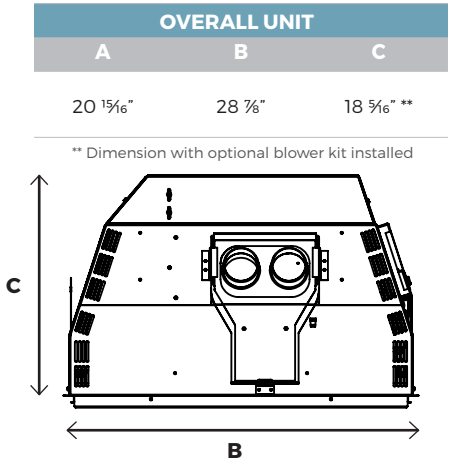


Small Arched 4-Sided Faceplate

Also Available:
Small 3- and 4-Sided Faceplates
Large 3- and 4-Sided Faceplate
Small 3-Sided Backerplate
Medium 3 Backerplate
Large 3-Sided Backerplate

SPECIFICATIONS


CDI3NE	
BTU's (Input)	24,000
Venting	Top* 3" / 3"
Glass Type	Ceramic
Mobile Home Certified	Yes
GLASS VIEWING AREA	
Height	15"
Width	22 1/16"



*Finishing flange depth (The finishing flange defines the perimeter of the fireplace opening). Framing or finishing materials must NEVER encroach inside the finishing flange.



MEDIA OPTIONS



Panels and Brick Kits
Optional Westminster™ Standard Brick Panel, MIRRO-FLAME™ Porcelain Panel, Newport™ Brick Panel, Old Town Red™ Standard