

ELTE

THE KORE SOFT ARM COLLECTION



Experience the essence of Danish Modernism reimaged with our Kore Sectional Collection, a tribute to the iconic design legacy of Borge Mogensen. Crafted with the utmost precision and inspired by the principles of simplicity, functionality, and timeless beauty, Kore offers you the opportunity to create a seating masterpiece that suits your style perfectly, with a choice of four distinctive arm styles.

THE KORE SOFT ARM COLLECTION

SEAT CUSHIONS

HR 2.5lbs CertiPUR certified polyurethane foam
Down and feather blended with polyester fiber fill encased in channeled down-proof ticking
Eight-way hand tied seat suspension

BACK CUSHIONS

Down and feather blended with polyester fiber fill encased in channelled down-proof ticking
Rubber webbing back suspension

FRAME

Sustainably harvested double dowelled solid birch
Softwood plywood
HR 2.5lbs CertiPUR certified polyurethane foam
Rubber webbing suspension

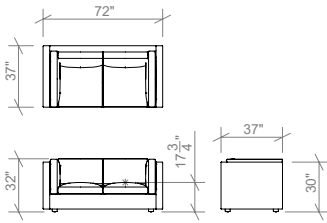
LEG

Sustainably harvested solid red oak with matte black NC lacquer finish
Non-marring nylon glides
Black powdercoated ball bearing steel swivel mechanism (swivel chair only)

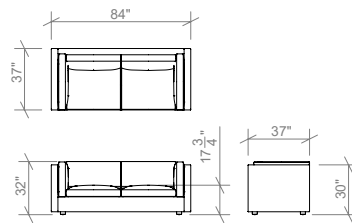
FINISHES

Available in all ELTE graded fabrics

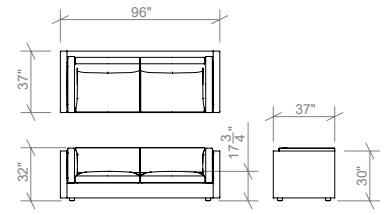
SOFAS AND CHAIRS



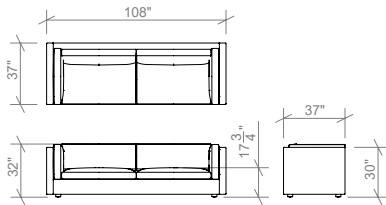
72 INCH SOFA
EL-503-4-1



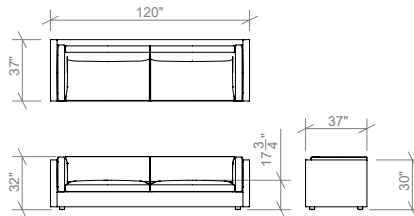
84 INCH SOFA
EL-503-4-2



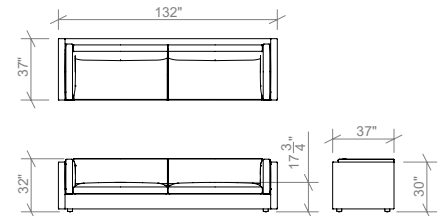
96 INCH SOFA
EL-503-4-3



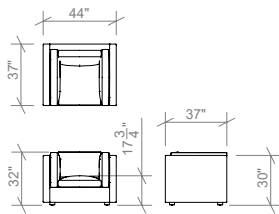
108 INCH SOFA
EL-503-4-4



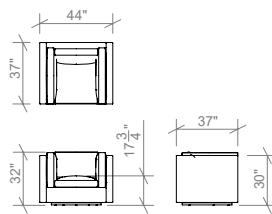
120 INCH SOFA
EL-503-4-5



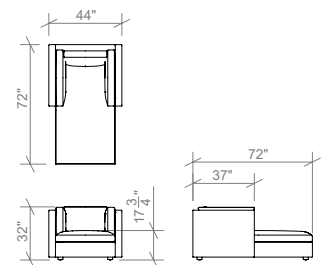
132 INCH SOFA
EL-503-4-6



ARM CHAIR
EL-503-4-7

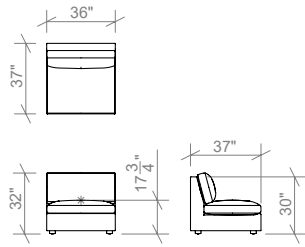


SWIVEL CHAIR
EL-503-4-8

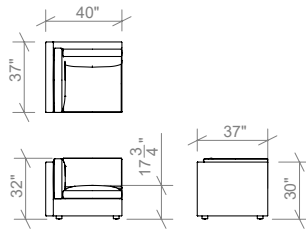


CHAISE
EL-503-4-16

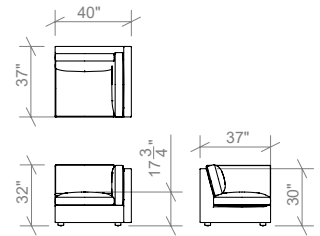
MODULAR COMPONENTS



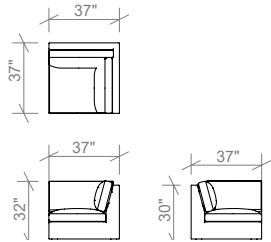
ARMLESS CHAIR
EL-503-4-9



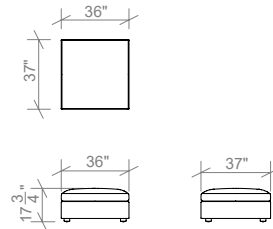
LEFT ARM FACING CHAIR
EL-503-4-17



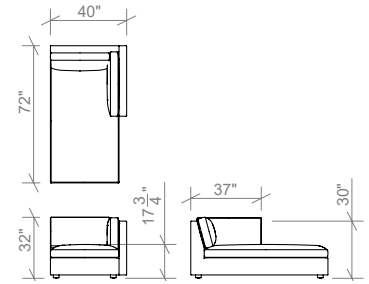
RIGHT ARM FACING CHAIR
EL-503-4-14R



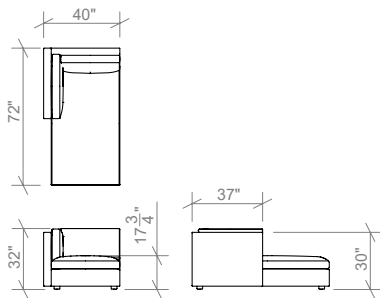
CORNER CHAIR
EL-503-4-20



SECTIONAL OTTOMAN
EL-503-4-21

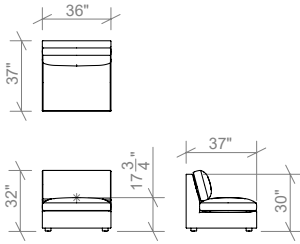


RIGHT ARM FACING CHAISE
EL-503-4-15R

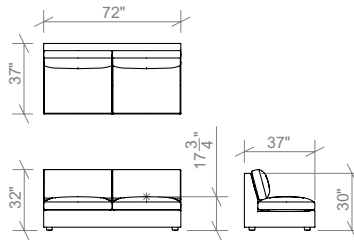


LEFT ARM FACING CHAISE
EL-503-4-15L

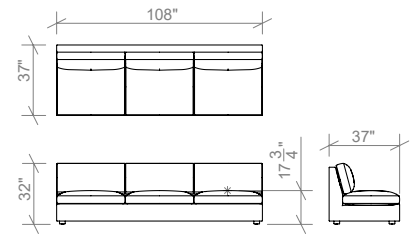
SECTIONAL COMPONENTS



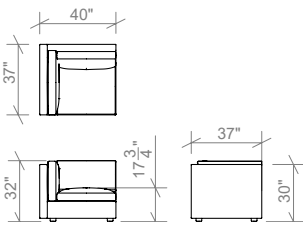
ARMLESS CHAIR
EL-503-4-9



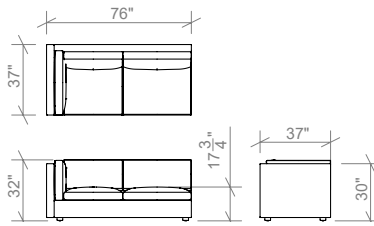
ARMLESS 2 SEAT SOFA
EL-503-4-10



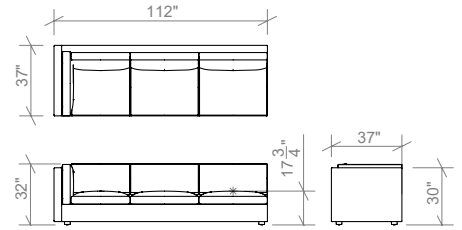
ARMLESS 3 SEAT SOFA
EL-503-4-11



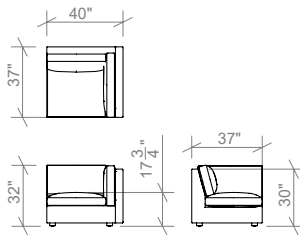
LEFT ARM FACING CHAIR
EL-503-4-17



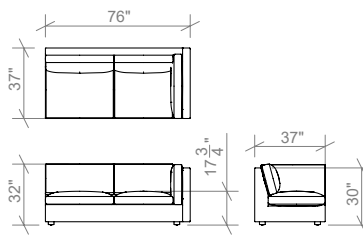
LEFT ARM FACING 2 SEAT SOFA
EL-503-4-18



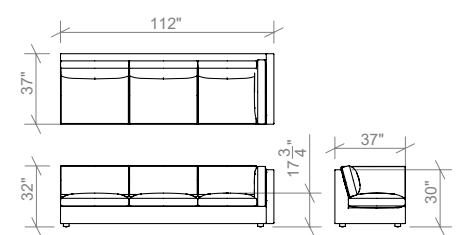
LEFT ARM FACING 3 SEAT SOFA
EL-503-4-19



RIGHT ARM FACING CHAIR
EL-503-4-14R

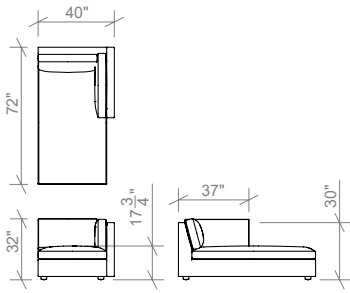


RIGHT ARM FACING 2 SEAT SOFA
EL-503-4-13

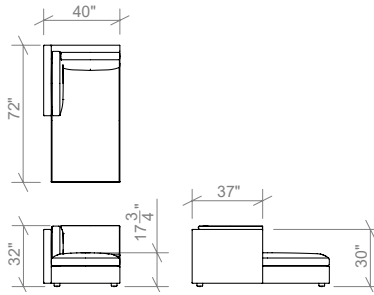


RIGHT ARM FACING 3 SEAT SOFA
EL-503-4-12

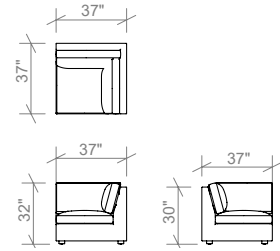
SECTIONAL COMPONENTS



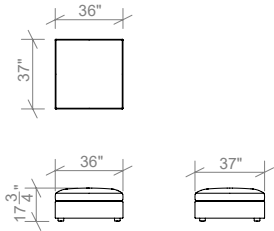
RIGHT ARM FACING CHAISE
EL-503-4-15R



LEFT ARM FACING CHAISE
EL-503-4-15L

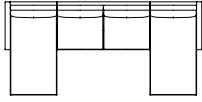


CORNER CHAIR
EL-503-4-20



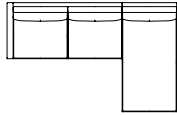
SECTIONAL OTTOMAN
EL-503-4-21

POSSIBLE CONFIGURATIONS



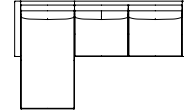
SMALL U SHAPE SOFA

Armless Two Seat Sofa
Right Arm Facing Chaise
Left Arm Facing Chaise



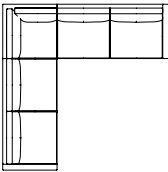
RIGHT ARM CHAISE SOFA

Left Arm Facing Two Seat Sofa
Right Arm Chaise



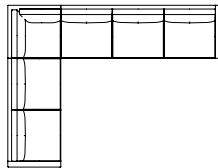
LEFT ARM CHAISE SOFA

Left Arm Facing Chaise
Right Arm Facing Two Seat Sofa



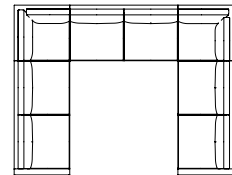
SMALL CORNER SOFA

Corner Chair
Left Arm Facing Two Seat Sofa
Right Arm Facing Two Seat Sofa



LARGE CORNER SOFA

Corner Chair
Left Arm Facing Two Seat Sofa
Right Arm Facing Three Seat Sofa



LARGE U SHAPE SOFA

Corner Chair x2
Left Arm Facing Two Seat Sofa
Right Arm Facing Two Seat Sofa
Armless Two Seat Sofa