

FEATURES & SPECIFICATIONS

INTENDED USE — The VT Series LED combines digital LED lighting and controls technologies with patented high-performance optical design to offer the most advanced luminaire for general-ambient lighting applications. High-efficacy light engine delivers long life and excellent color, ensuring a superior quality lighting installation that is highly efficient and sustainable. A typically configured VTL features a Unified Glare Rating (UGR) starting at 18, UGR data available on page 4.

CONSTRUCTION — Rugged, one-piece cold-rolled steel reflector assembly with embossed facets. Coated polyester powder-paint after fabrication.

Rigid structure with ballast box and end plates. End plates include integral T-bar clips.

Driver is accessible from above the fixture.

Impact-modified acrylic prismatic refractor.

Luminaires may be mounted end-to-end and continuously wired.

OPTICS — Volumetric illumination is delivered by creating an optimal mix of light to walls, partitions, vertical and horizontal work surfaces — rendering the interior space, objects and occupants in a more balanced, complementary luminous environment.

Light distribution is carefully controlled at high angles, providing just enough luminous flux to create the volumetric effect.

Linear faceted reflector cavity softens and distributes light into the space while minimizing luminous contrast between the fixture and ceiling.

ELECTRICAL — Long-life LEDs, coupled with high-efficiency drivers, provide superior quantity and quality of illumination for extended service life. 80% LED lumen maintenance at 60,000 hours (L80/60,000).

Optional integrated nLight® controls make each luminaire addressable - allowing it to digitally communicate with other nLight enabled controls such as dimmers, switches, occupancy sensors and photocontrols. Simply connect all the nLight enabled control devices and the VT Series LED luminaires using standard CAT-5 cabling. Unique plug-and-play convenience as devices and luminaires automatically discover each other and self-commission.

Lumen Management: Unique lumen management system (option N80) provides onboard intelligence that actively manages the LED light source so that constant lumen output is maintained over the system life, preventing the energy waste created by the traditional practice of over-lighting.

Step-level dimming option allows system to be switched to 50% power for compliance with common energy codes while maintaining fixture appearance.

eldoLED driver options deliver choice of dimming range, and choice of control, while assuring flicker-free, low current inrush, 89% efficiency and low EMI.

Ballast disconnect provided where required to comply with US and Canadian codes.

INSTALLATION — Drivers and internal components accessed via plenum. Driver tray may be removed from fixture during service. Suitable for damp location.

Maintenance: LED boards include plug-in connectors for easy replacement or servicing.

LISTINGS — CSA Certified to meet U.S. and Canadian standards. DesignLights Consortium® (DLC) qualified product. Not all versions of this product may be DLC qualified. Please check the DLC Qualified Products List at www.designlights.org/QPL to confirm which versions are qualified.

Tested to LM80 standards. IC rated.

Protected by one or more of US Patent Nos. 7,229,192; D541,467; D541,468; D544,633; D544,634; D544,992. D544,933 and additional patents pending.

BUY AMERICAN ACT — Product with the BAA option is assembled in the USA and meets the Buy America(n) government procurement requirements under FAR, DFARS and DOT regulations. Please refer to www.acuitybrands.com/buy-american for additional information.

WARRANTY — 5-year limited warranty. This is the only warranty provided and no other statements in this specification sheet create any warranty of any kind. All other express and implied warranties are disclaimed. Complete warranty terms located at: www.acuitybrands.com/support/warranty/terms-and-conditions

Note: Actual performance may differ as a result of end-user environment and application. A generational electronics upgrade occurred in May 2019. The upgraded VT series LED troffer has a slight visual variation from previous generations.

All values are design or typical values, measured under laboratory conditions at 25 °C. Specifications subject to change without notice.

Catalog Number
Notes
Type

VT Series LED

VTL4

1' X 4'
LED



eldoLED



Dimensions

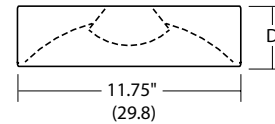
All dimensions are inches (centimeters) unless otherwise specified.

Specifications

Length: 47.75" (121.3)

Width: 11.75" (29.8)

Depth: 3.13" (7.9)



A+ Capable Luminaire

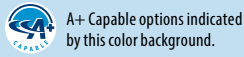
This item is an A+ capable luminaire, which has been designed and tested to provide consistent color appearance and out-of-the-box control compatibility with simple commissioning.

- All configurations of this luminaire meet the Acuity Brands' specification for chromatic consistency
- This luminaire is part of an A+ Certified solution for nLight® control networks when ordered with drivers marked by a shaded background*
- This luminaire is part of an A+ Certified solution for nLight control networks, providing advanced control functionality at the luminaire level, when selection includes driver and control options marked by a shaded background*

To learn more about A+, visit www.acuitybrands.com/aplus.

*See ordering tree for details

VTL Volumetric Recessed Lighting 1'x4'



ORDERING INFORMATION

Lead times will vary depending on options selected. Consult with your sales representative.

Example: VTL4 40L ADP EZ1 LP835 N80

VTL4		ADP					
Series	Lumens ¹	Diffuser	Voltage	Driver ²	Color temperature		
VTL4 Recessed 1X4 LED	20L 2000 30L 3000 40L 4000 48L 4800 60L 6000	ADP Acrylic linear prismatic	(blank) MVOLT (120 - 277V) 347 347 volt ²	EZ1 eldoLED dims to 1% (0-10 volt dimming) EZB eldoLED dims to 0.1% (0-10 volt dimming) GZ1 Dims to 1% (0-10V dimming) ³ GZ10 Dims to 10% (0-10V dimming) ³ EDB eldoLED DALI ⁴ SLD Step-level dimming ⁴	LP830 3000 K, 82 CRI LP835 3500 K, 82 CRI LP840 4000 K, 82 CRI LP850 5000 K, 82 CRI LP930 3000 K, 90 CRI LP935 3500 K, 90 CRI LP940 4000 K, 90 CRI LP950 5000 K, 90 CRI		

Control	Option
(blank) No controls	BDP Disconnect Plug
N80 nLight with 80% lumen management	EL7L 700 lumen battery pack, Noncompliant with CA T20
N80EMG nLight with 80% lumen management for use with generator supply EM power ⁵	EL14L 1400 lumen battery pack, Noncompliant with CA T20
N100 nLight without lumen management	E10WLCP EM Self-Diagnostic battery pack, 10W Constant Power, Certified in CA Title 20 MAEDBS
N100EMG nLight without lumen management for use with generator supply EM power ⁵	BGTD Bodine Generator Transfer Device ^{6,7}
	PWS1836 6' pre-wire 3/8" diameter, 18 gauge, 1 circuit
	PWS1846 6' pre-wire 3/8" diameter, 18 gauge, 2 circuit
	PWS1846 PWSLV Two cables: one 6' prewire, 3/8" diameter, 18 gauge, 2 circuits; one 6' pre-wire, 3/8" diameter, 18 gauge
	PWS1856LV 6' pre-wire, 3/8" diameter, 18 gauge, 1 circuit w/ low voltage wires
	CP Chicago plenum ⁸
	BAA Buy America(n) Act Compliant

Accessories: Order as separate catalog number.	
DGA14	Drywall ceiling adaptor , unit installation
1X4SMKSH PAF	Surface Mount Troffer Kit Post Paint
RK8BDP 2P U	Disconnect Plug (BDP), 2 Pole, Package of 1
RK8BDP 3P U	Disconnect Plug (BDP), 3 Pole, Package of 1
RK8BDP 2P J10	Disconnect Plug (BDP), 2 Pole, Package of 10
RK8BDP 2P J40	Disconnect Plug (BDP), 2 Pole, Package of 40

Notes

1. Approximate lumen output.
2. Not available with SLD, EL7L, EL14L or E10WLCP.
3. GZ1, GZ10 drivers not available with any Controls option.
4. Not available with N80, N80EMG, N100 or N100EMG
5. nLight EMG option requires a connection to existing nLight network. Power is provided from a separate N80 or N100 enabled fixture.
6. Not available with SLD
7. Must specify voltage. Requires BSE labeling, voltage specific. Consult factory for options.
8. Not available with N80, N80EMG, N100, N100EMG, PWS1836, PWS1846, PWS1846 PWSLV or PWS1856LV.

VTL Volumetric Recessed Lighting 1'x4'

Emergency Battery Pack Options - Field Installable

Battery Model Number	Wattage	Runtime (Minutes)	Lumen Output* @ 120 Lumens/Watt	Other
ILB CP07 2H A	7W	120	840	Storm Shelter/ 2-hour Runtime
ILB CP10 A	10W	90	1200	
ILB CP10 HE AELR A	10W	90	1200	Title 20; Enabled with Self Testing, Automated Reporting (STAR)
ILBLP CP10 HE SD A	10W	90	1200	Title 20, Self Diagnostic
ILBLP CP15 HE SD A	15W	90	1800	Title 20, Self Diagnostic
ILB CP20 HE A	20W	90	2400	Title 20
ILB CP20 HE SD A	20W	90	2400	Title 20, Self Diagnostic

All the above are UL 924 Listed products that are certified for field install external/remote to the fixture.

*Minimum delivered lumen output to assist in product selection for increased fixture mounting height.

Delivered emergency illumination of CP10 models outperforms legacy 1400 lumen fluorescent emergency ballasts.

Please contact us at techsupport@iotaengineering.com for any Emergency Battery related questions.



Compliance Just Got Easier!

Emergency Lighting with Self Testing Automated Reporting (STAR), enables self-testing and automated reporting to aid in life safety code compliance. Emergency lighting equipment enabled with STAR, automatically conducts the required monthly and annual tests, logs results within the units, and wirelessly communicates test data on demand to the CLARITY+ mobile app. **Leave the ladders, disruptions and written records behind with emergency lighting solutions with STAR!**

Life Safety Code (NFPA101) Testing & Reporting Requirements

-  30 seconds every 30 days
-  90 minutes every year
-  Keep records for 5 years



VTL Volumetric Recessed Lighting 1'x4'

Performance Data			
Lumen Package	Lumens	Input Watts	LPW
VTL4 15L ADP LP830	1593	14.1	113
VTL4 15L ADP LP835	1652	14.1	117
VTL4 15L ADP LP840	1711	14.1	121
VTL4 15L ADP LP850	1711	14.1	121
VTL4 15L ADP LP930	1298	14.1	92
VTL4 15L ADP LP935	1357	14.1	96
VTL4 15L ADP LP940	1416	14.1	100
VTL4 15L ADP LP950	1416	14.1	100
VTL4 20L ADP LP830	2038	17.6	116
VTL4 20L ADP LP835	2114	17.6	120
VTL4 20L ADP LP840	2189	17.6	124
VTL4 20L ADP LP850	2189	17.6	124
VTL4 20L ADP LP930	1661	17.6	94
VTL4 20L ADP LP935	1736	17.6	99
VTL4 20L ADP LP940	1812	17.6	103
VTL4 20L ADP LP950	1812	17.6	103
VTL4 30L ADP LP830	3002	26.6	113
VTL4 30L ADP LP835	3113	26.6	117
VTL4 30L ADP LP840	3224	26.6	121
VTL4 30L ADP LP850	3224	26.6	121
VTL4 30L ADP LP930	2446	26.6	92
VTL4 30L ADP LP935	2557	26.6	96
VTL4 30L ADP LP940	2669	26.6	100
VTL4 30L ADP LP950	2669	26.6	100
VTL4 40L ADP LP830	4000	35.6	112
VTL4 40L ADP LP835	4148	35.6	116
VTL4 40L ADP LP840	4296	35.6	121
VTL4 40L ADP LP850	4296	35.6	121
VTL4 40L ADP LP930	3259	35.6	92
VTL4 40L ADP LP935	3407	35.6	96
VTL4 40L ADP LP940	3555	35.6	100
VTL4 40L ADP LP950	3555	35.6	100
VTL4 48L ADP LP830	4910	42.4	116
VTL4 48L ADP LP835	5092	42.4	120
VTL4 48L ADP LP840	5274	42.4	124
VTL4 48L ADP LP850	5274	42.4	124
VTL4 48L ADP LP930	4001	42.4	94
VTL4 48L ADP LP935	4183	42.4	99
VTL4 48L ADP LP940	4364	42.4	103
VTL4 48L ADP LP950	4364	42.4	103
VTL4 60L ADP LP830	6067	54.6	111
VTL4 60L ADP LP835	6292	54.6	115
VTL4 60L ADP LP840	6516	54.6	119
VTL4 60L ADP LP850	6516	54.6	119
VTL4 60L ADP LP930	4943	54.6	91
VTL4 60L ADP LP935	5168	54.6	95
VTL4 60L ADP LP940	5393	54.6	99
VTL4 60L ADP LP950	5393	54.6	99

How to Estimate Delivered Lumens in Emergency Mode

Use the formula below to estimate the delivered lumens in emergency mode

$$\text{Delivered Lumens} = 1.25 \times P \times \text{LPW}$$

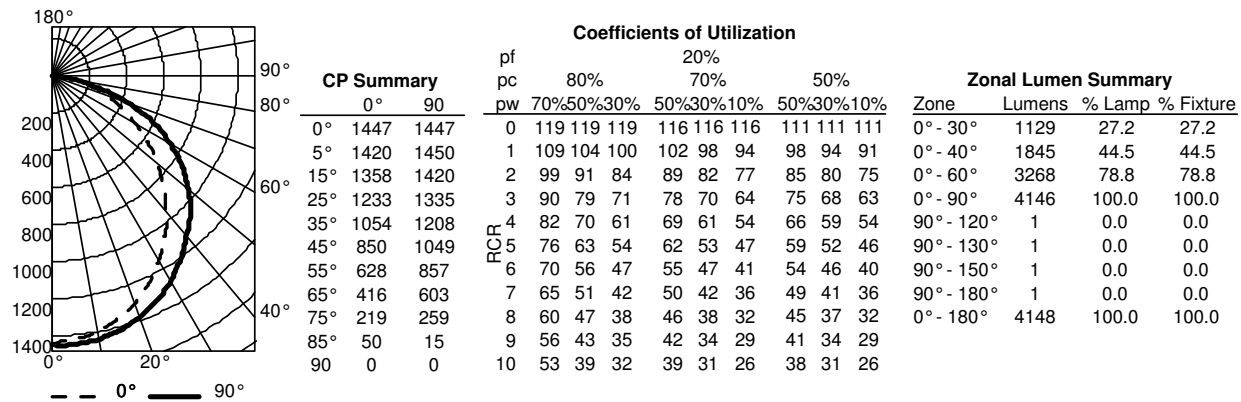
P = Output power of emergency driver. P = 10W for E10WLCP option.

LPW = Lumen per watt rating of the luminaire. This information is available on the ABL luminaire spec sheet. LPW = Lumen per watt rating of the luminaire. LPW information available in Performance Data section.

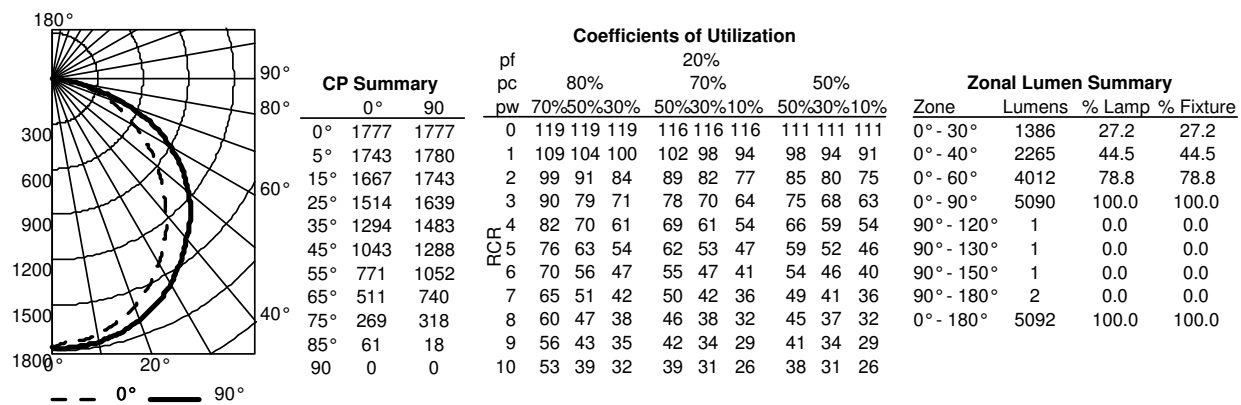
VTL Volumetric Recessed Lighting 1'x4'

PHOTOMETRICS

VTL4 40L ADP LP835, 4148 delivered lumens.



VTL4 48L ADP LP835, 5092 delivered lumens.



UGR Values of VTL 1x4 @ 80CRI and 3500K (70% 50% 20% reflectance using a 4H x 8H room size)

Lumen Package	Crosswise	Endwise
2000LM	18.1	19.2
3000LM	19.5	20.5
4000LM	20.5	21.5
4800LM	21.2	22.3
6000LM	23	22.3

UGR varies based on luminaire options and is affected by application dependent parameters. Numbers depicted here are considered "Luminaire-UGR and/or "Point-UGR" values. To determine a more precise maximum UGR value ("Application-UGR"), a full lighting design layout should be completed with the selected luminaire configuration for each application

VTL Volumetric Recessed Lighting 1'x4'

nLight® Control Accessories:

Order as separate catalog number. Visit www.sensorswitch.com/nLight for complete listing of nLight controls.

WallPod stations	Model number	Occupancy sensors	Model number
On/Off	nPODM [color]	Small motion 360°, ceiling (PIR / dual tech)	nCM 9 / nCM PDT 9
On/Off & Raise/Lower	nPODM DX [color]	Large motion 360°, ceiling (PIR / dual tech)	nCM 10 / nCM PDT 10
Graphic Touchscreen	nPOD GFX	Wall switch with raise/lower	nWSXPDTLVDX
Photocell controls	Model number	Cat-5 cable bundles (plenum rated)	Model number
On/Off & Dimming	nCM ADCX	10', 15 pieces per bundle	CAT5 10FT
		30', 15 pieces per bundle	CAT5 30FT

Constant Lumen Management

Enabled by the embedded nLight control, the VT Series LED actively tracks its run-time and manages its light source such that constant lumen output is maintained over the system life. Referred to as lumen management, this feature eliminates the energy waste created by the traditional practice of over-lighting.

