

Made in China. ©2013 Pro Performance Sports, LLC. All rights reserved. Manufactured and distributed by SKLZ/Pro Performance Sports, 2081 Faraday Avenue, Carlsbad, CA 92008 U.S.A. SKLZ, SKLZ Pro Grade, SKLZ Chrome and Sport-Bat are registered trademarks of Pro Performance Sports, LLC, its subsidiaries and affiliates. Product features, appearance, and specifications may be subject to change without notice. Unauthorized duplication is a violation of applicable local and international laws.


This warranty does not cover damages resulting from accident, misuse, abuse or lost merchandise. Only valid in the USA. All returns sent to PPS/SKLZ require a Return Merchandise Authorization number (RMA). For returns to PPS/SKLZ and for all other Customer Service inquiries, please email customerservice@sklz.com or call toll free, 1-877-225-7275 for a return authorization number for any exchange.

Pro Performance Sports (PPS) / SKLZ warrants to the original consumer purchaser of any PPS/SKLZ product it manufactures that the product will be free of defects in materials or workmanship for 90 days (unless specified in alternate warranties) from the date of purchase. If defective and purchased from a retail store, return the product along with receipt to the retail store where the product was purchased. If the item was purchased from PPS/SKLZ, return the product along with the packing slip (proof of purchase) postage prepaid to the address below for replacement consideration. Label: Attn: Returns

LIMITED WARRANTY

REGISTER YOUR PRODUCT AT SKLZ.COM
TO ENSURE WARRANTY
COVERAGE, GET NEW PRODUCT
INFORMATION AND SPECIAL DEALS
FROM SKLZ

IDEA SUBMISSION
If you have an idea for a new and innovative sports training product, visit SKLZ.com to submit your concept. Some restrictions may apply.
PATENT #: 6,514,161



HIT-A-WAY JR

FIRST TEAM

SKLZ

INSTRUCTION MANUAL

- INCLUDES:**
- » Hit-A-Way JR
 - » Hit-A-Way Ball with Cord
 - » Foam Bat

Thank you for choosing SKLZ Hit-A-Way JR. We are dedicated to providing you with the best tools and instruction possible to help you unleash your athletic potential. If there is anything else we can do to help you optimize your workouts, don't hesitate to send us an email (customerservice@sklz.com) or give us a call (1-877-225-7275).

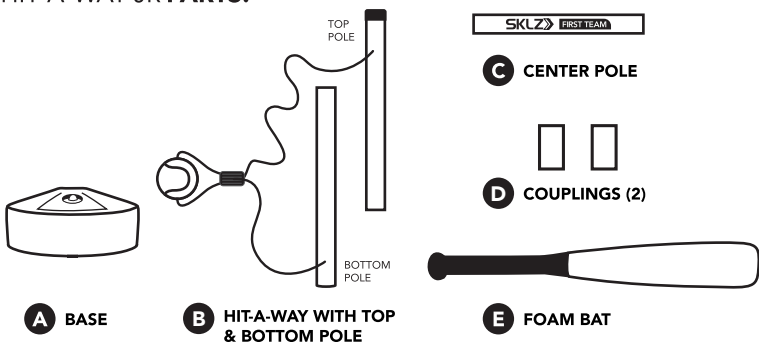
BEFORE YOU BEGIN:

- » Read all setup and usage instructions carefully.
- » This product is not suitable for children under the age of 3 years of age.
- » Always check equipment for wear or damage before use. If any is found, do not use the product. If any components are missing, please contact SKLZ toll free at 1-877-225-7275 x128.

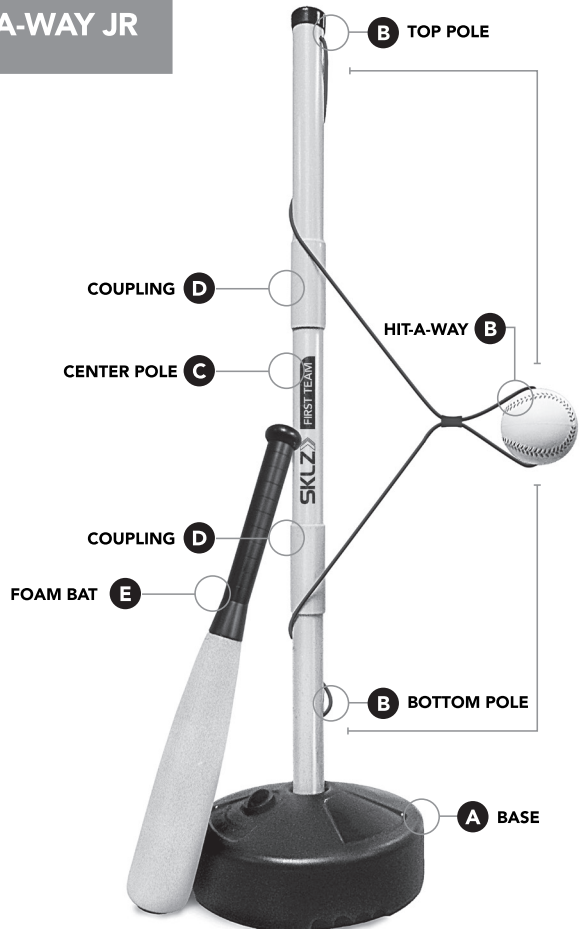
WARNING:

- » To avoid cord entanglement, ensure any children under the age of 12 are under close supervision.
- » Store out of reach of children under 12 years of age.

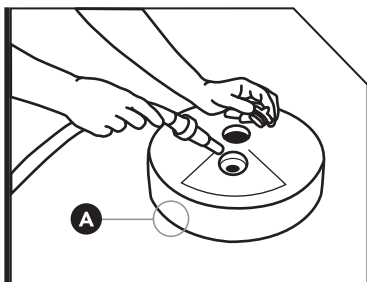
HIT-A-WAY JR PARTS:



HIT-A-WAY JR

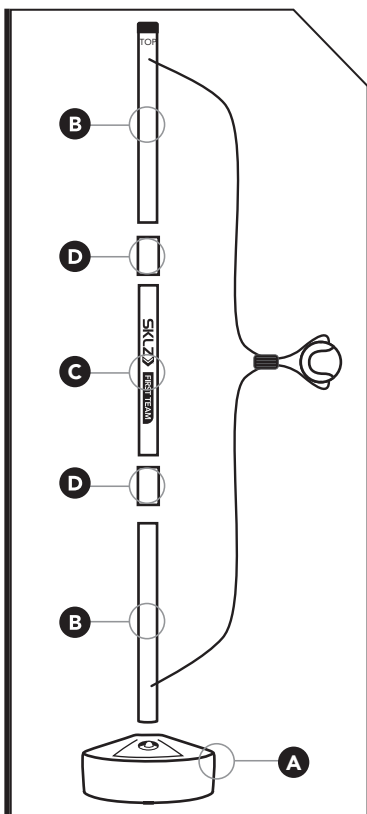


HIT-A-WAY JR ASSEMBLY



STEP 1 FILL THE BASE

» Fill the base with water or sand. Carry the base using the hand indentations on the sides of the base to a flat, level surface.

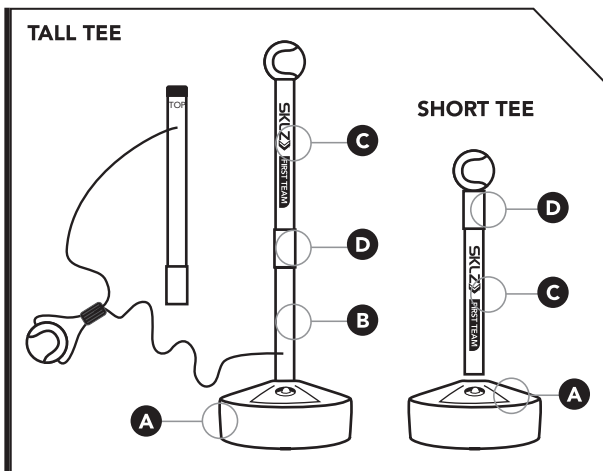


HIT-A-WAY ASSEMBLY

» Using the two pole sections with the attached Hit-A-Way device and the center pole, insert into each other using the two couplings, for a snug fit. Attach the entire pole into the base.

NOTE: Center pole can be removed for younger players.

» Your Hit-A-Way Jr. is now ready for use. Swing the ball away from you to wrap it around the pole, hitting the ball each time it unwinds. Make sure base is on a level surface for optimum results.



T-BALL ASSEMBLY

» The Hit-A-Way Jr. can be converted into a tee with two different height options.

TALL TEE: remove the top pole and coupling from the rest of the system. The top pole needs to be placed on the ground, as the Hit-A-Way Ball and cord will still be attached to the bottom pole.

SHORT TEE: remove all three poles from base. Take the center pole and place it back into the base with a coupling on top.

Separate T-ball ball not included.