





ASSEMBLY INSTRUCTION



Item: 370-10-446 Bunching Bookcase (w/doors)
 Item: 370-10-445 Bunching Bookcase (open)

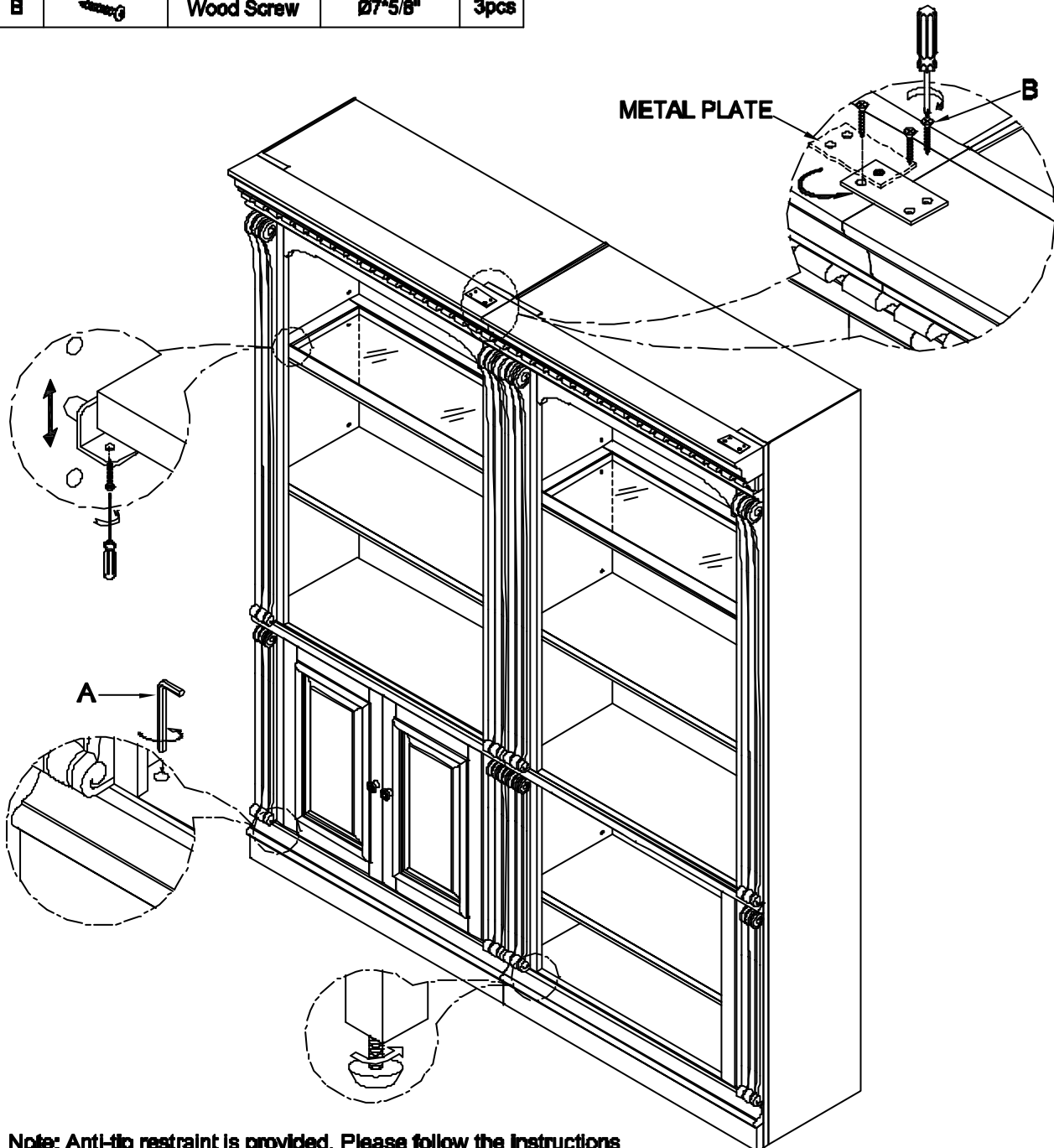
Thank you for purchasing this quality product. Be sure to unpack carefully for small parts which may have come loose during shipment.

Read all instruction and study the drawing carefully before starting the assembly.

HARDWARE LIST				
NO	DRAWING	DESCRIPTION	SIZE	Qty
A		Allen Wrench	4 mm	1pc
B		Wood Screw	Ø7*5/8"	3pcs

STEP 1. Put glass shelves on wood shelf frames .

STEP 2. When connecting with other hutches , turn round the mending plate pre-screwed on top, and secure it with provided screws .



Note: Anti-tip restraint is provided. Please follow the instructions enclosed with the pack .