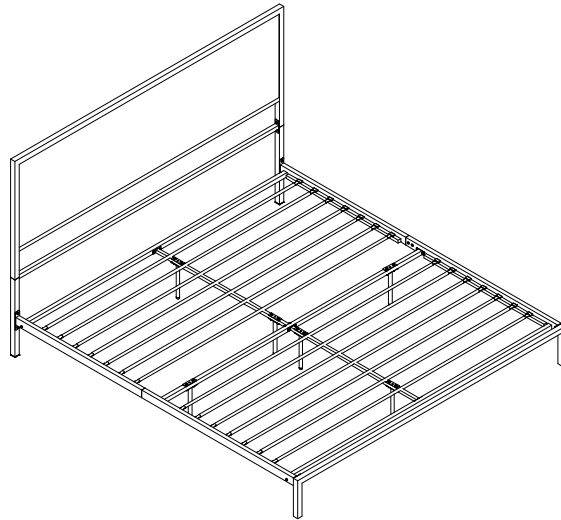


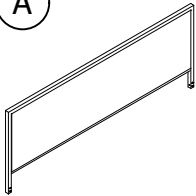


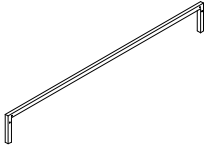
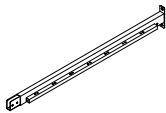
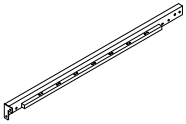
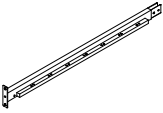
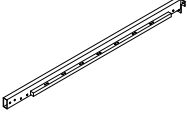
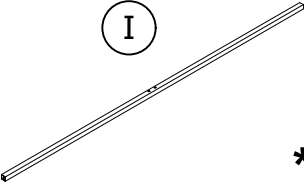
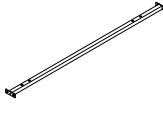
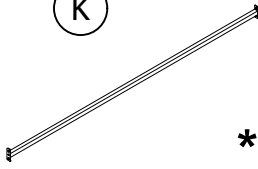


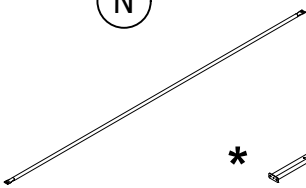
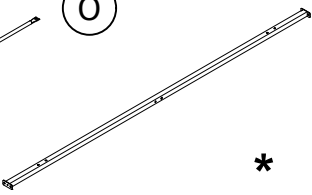

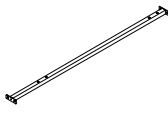






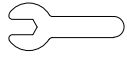


# PARTS LIST / LISTE DES PIÈCES / LISTA DE PIEZAS

ITEM NO. / ARTICLE NO. / ARTICULO NO. :D525-291-1 / -2

DESCRIPTION / LA DESCRIPTION / DESCRIPCIÓN : King Metal Bed Frame-Gray / Lt Oak  
Très grand lit  
Cama tamaño king



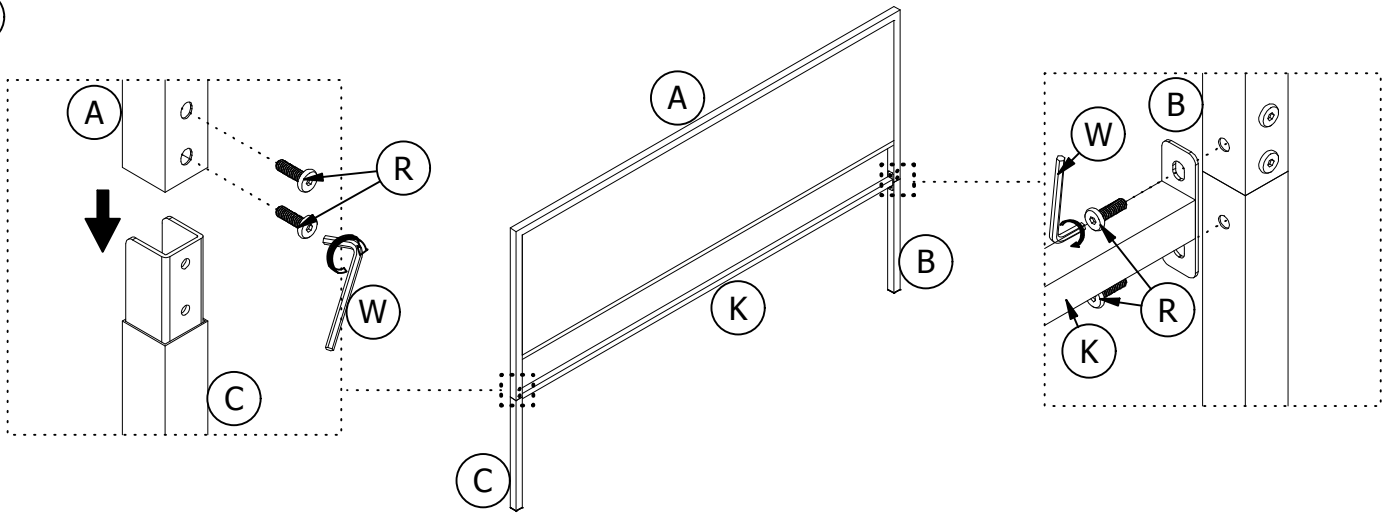
- |  |  |  |   |  |  |
|--|--|--|---|--|--|
| <b>A</b><br><br>x1 Headboard<br>x1 Tête de lit<br>x1 Cabecera   | <b>B</b><br><br>x1 HB Left Leg<br>x1 Patte de la tête de lit gauche<br>x1 Pata de cabecera izquierda                       | <b>C</b><br><br>x1 HB Right Leg<br>x1 Pattes de la tête de lit droit<br>x1 Patas de cabecera derecha | <b>D</b><br><br>x1 Footboard<br>x1 Pied de lit<br>x1 Pie de cama                         | <b>E</b><br><br>x1 Side Rail<br>x1 Traverse<br>x1 Travesano lateral                        | <b>F</b><br><br>x1 Side Rail<br>x1 Traverse<br>x1 Travesano lateral  |
| <b>G</b><br><br>x1 Side Rail<br>x1 Traverse<br>x1 Travesano lateral  | <b>H</b><br><br>x1 Side Rail<br>x1 Traverse<br>x1 Travesano lateral   | <b>I</b><br><br>x2 End Slat<br>x2 Lattes d'extrémité<br>x2 Listones final                           | <b>J</b><br><br>x1 Top Vertical Rail<br>x1 Traverse Supérieure<br>x1 Travesano superior | <b>K</b><br><br>x1 Safety Rail<br>x1 Garde-corps<br>x1 Baranda de seguridad               | <b>L</b><br><br>x6 Center Supports<br>x6 Supports centraux<br>x6 Soportes centrales                                       |
| <b>M</b><br><br>x6 Bracket<br>x6 Support<br>x6 Soporte   | <b>N</b><br><br>x14 Slats<br>x14 Lattes<br>x14 Listones   | <b>O</b><br><br>x1 Center Rail<br>x1 Traverse Centrale<br>x1 Travesano Central                      | <b>P</b><br><br>x28 Plug<br>x28 Cubiertas de plástico<br>x28 Bouchon de plastique       | <b>Q</b><br><br>x1 Bottom Vertical Rail<br>x1 Traverse Inférieur<br>x1 Travesano inferior | <b>R</b><br><br>x32 Allen Bolt 1/4" X 20mm<br>x32 Vis à tête creuse hexagonale 1/4" X 20mm<br>x32 Perno Allen 1/4" X 20mm |
| <b>S</b><br><br>x8 Allen Bolt 1/4" X 35mm<br>x8 Vis à tête creuse hexagonale 1/4" X 35mm<br>x8 Perno Allen 1/4" X 35mm | <b>T</b><br><br>x10 Allen Bolt 1/4" X 40mm<br>x10 Vis à tête creuse hexagonale 1/4" X 40mm<br>x10 Perno Allen 1/4" X 40mm | <b>U</b><br><br>x14 Flat Washer<br>x14 Rondelle plate<br>x14 Arandela plana                         | <b>V</b><br><br>x14 Hex Nut<br>x14 Écrou hexagonal<br>x14 Tuerca hexagon                 | <b>W</b><br><br>x1 Allen Wrench M4<br>x1 Clé hexagonale M4<br>x1 Llave Allen M4           | <b>X</b><br><br>x1 Open Wrench<br>x1 Clé à fourche<br>x1 Llave de boca  |

\* Replaceable Part

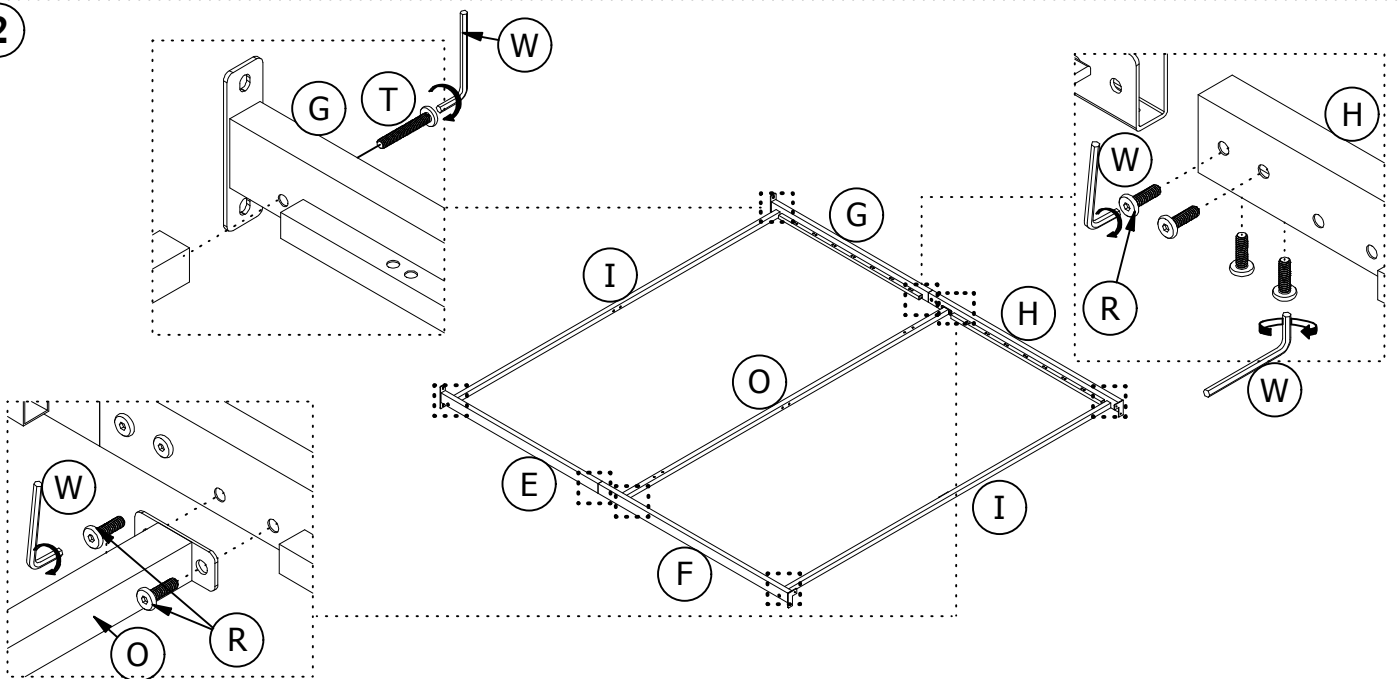


**ASSEMBLY INSTRUCTION / NOTICE DE MONTAGE / INSTRUCCIONES DE MONTAJE**  
ITEM NO. / ARTICLE NO. / ARTICULO NO. :D525-291-1 / -2  
DESCRIPTION / LA DESCRIPTION / DESCRIPCIÓN : King Metal Bed Frame-Gray / Lt Oak  
Très grand lit  
Cama tamaño king

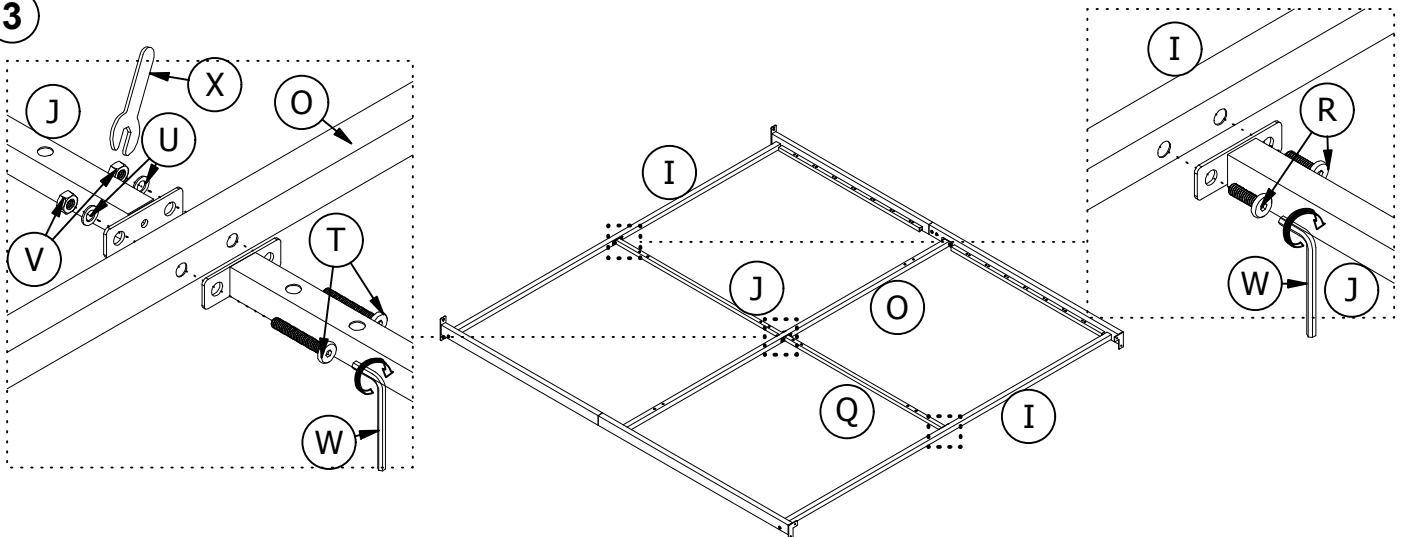
1



2

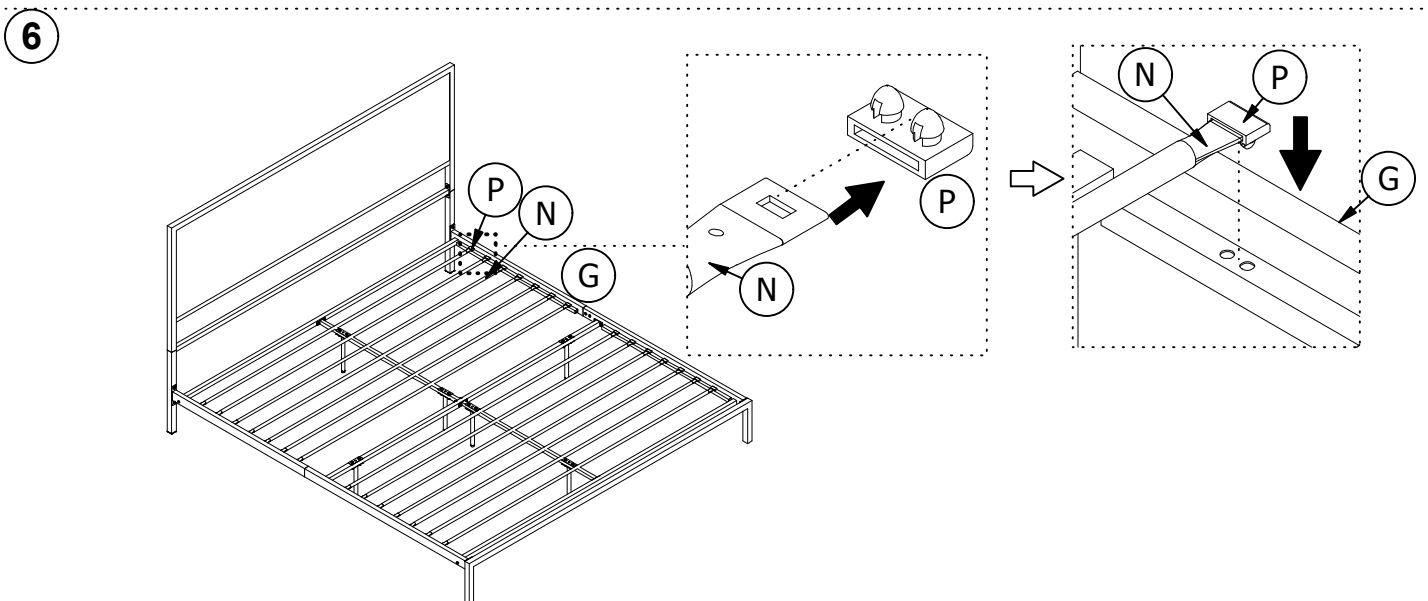
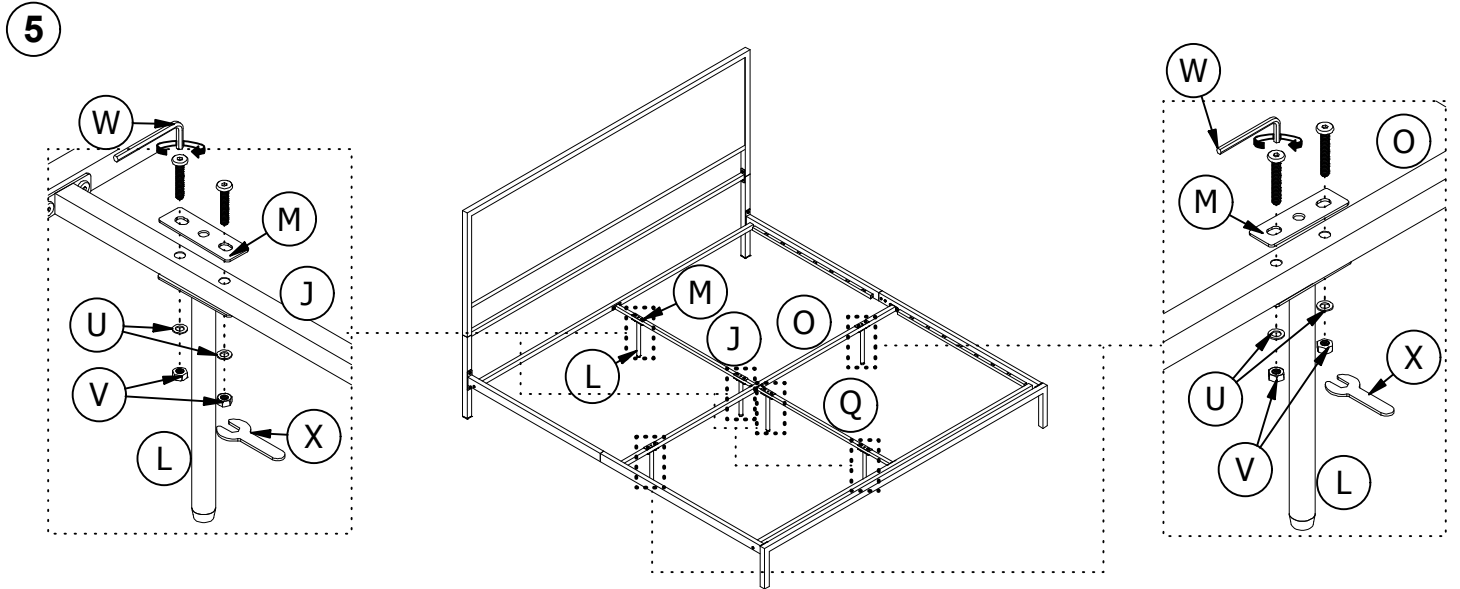
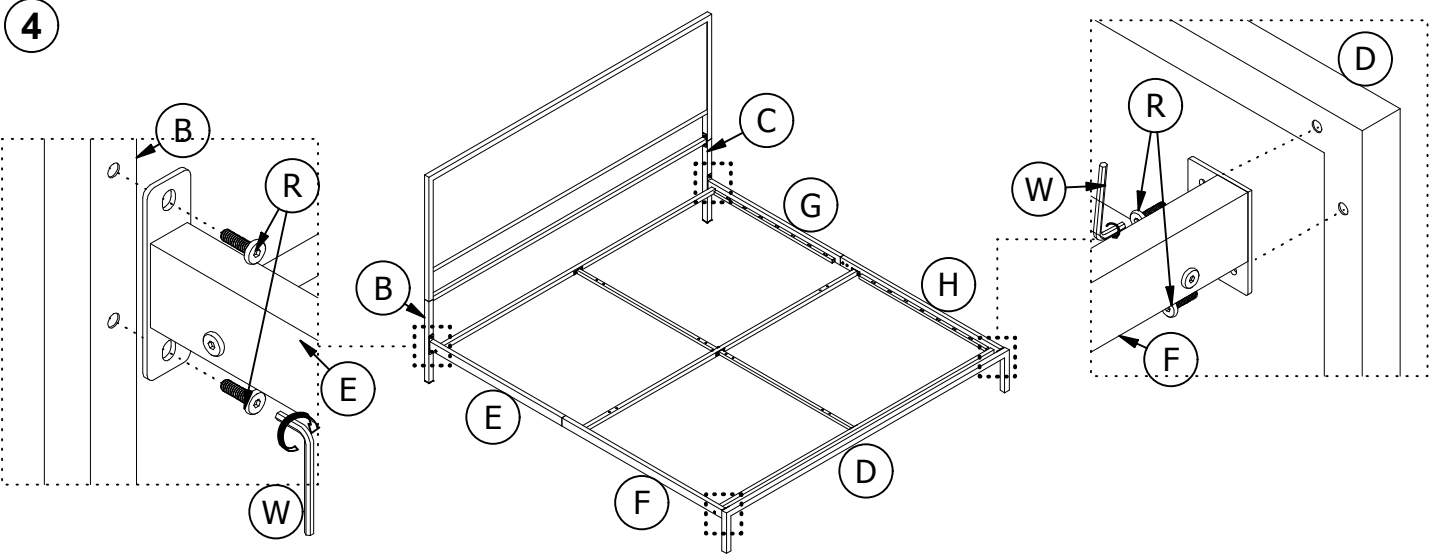


3





**ASSEMBLY INSTRUCTION / NOTICE DE MONTAGE / INSTRUCCIONES DE MONTAJE**  
ITEM NO. / ARTICLE NO. / ARTICULO NO. :D525-291-1 / -2  
DESCRIPTION / LA DESCRIPTION / DESCRIPCIÓN : King Metal Bed Frame-Gray / Lt Oak  
Très grand lit  
Cama tamaño king

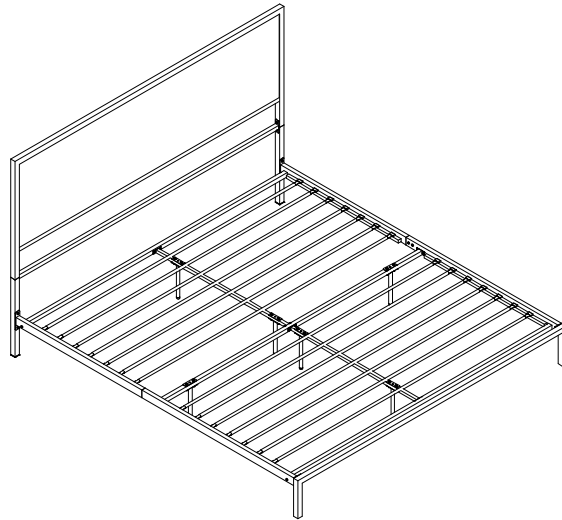




# REPLACEABLE PART / PARTIE REMPLACABLE / PARTE REEMPLAZABLE

ITEM NO. / ARTICLE NO. / ARTICULO NO. :D525-291-1 / -2

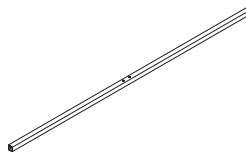
DESCRIPTION / LA DESCRIPTION / DESCRIPCIÓN : King Metal Bed Frame-Gray / Lt Oak  
Très grand lit  
Cama tamaño king



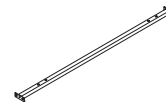
- x 1 RD526-290-LLEG \*
- x 1 HB Left Leg
- x 1 Patte de la tête de lit gauche
- x 1 Pata de cabecera izquierda



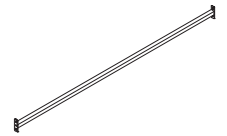
- x 1 RD526-290-RLEG \*
- x 1 HB Right Leg
- x 1 Patte de la tête de lit droit
- x 1 Pata de cabecera derecha



- x 2 RD524-291-ESLAT \*
- x 2 End Slat
- x 2 Latte d'extrémité
- x 2 Listones final



- x 1 RD524-291-TVRAIL \*
- x 1 Top Vertical Rail
- x 1 Traverse Supérieure
- x 1 Travesano superior



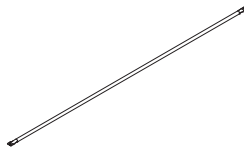
- x 1 RD526-291-RAIL \*
- x 1 Safety Rail
- x 1 Garde-corps
- x 1 Baranda de seguridad



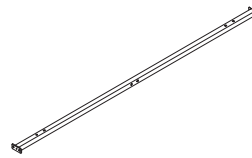
- x 6 RD524-290-CESUP \*
- x 6 Center Supports
- x 6 Supports centraux
- x 6 Soportes centrales



- x 6 RD524-290-BRACKET \*
- x 6 Bracket
- x 6 Support
- x 6 Soporte



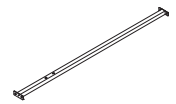
- x 14 RD524-291-SLAT \*
- x 14 Slats
- x 14 Lattes
- x 14 Listones



- x 1 RD524-291-CRAIL \*
- x 1 Center Rail
- x 1 Traverse Centrale
- x 1 Travesano Central



- x 28 RD524-290-PLUG \*
- x 28 Plug
- x 28 Cubiertas de plástico
- x 28 Bouchon de plastique



- x 1 RD524-291-OVRAIL \*
- x 1 Bottom Vertical Rail
- x 1 Traverse Inférieur
- x 1 Travesano Inferior



- x 1 RD526-291-HWKIT \*
- x 1 Hardware Kit
- x 1 Liste des pièces de quincaillerie
- x 1 Lista del kit de materiales

\* Replaceable Part

## **Protect Your Wood or Laminate Flooring**

\*This statement applies to any floor without carpet.

If not careful, all furniture including upholstery and case pieces can scratch, scuff and even gouge floors. The recommendation is to have felt, rubber pads or area rugs under furniture on flooring without carpet.

### **Moving your furniture**

Pushing and dragging furniture over floors without carpet can lead to scratches and scuffs. Have someone help when moving the larger pieces of furniture by lifting, try using a dolly or moving pads.

### **Felt and rubber pads**

Applying furniture pads to the feet of furniture helps cushion contact points. Furniture pads can be found at local hardware stores. Felt pads slide easily across the floor, making them ideal for dining chairs and other pieces that move with use. Rubber pads will help furniture stay in place and are perfect for larger pieces, like sofas and loveseats.

### **Area rugs and rug pads**

Using an area rug under furniture is another way to protect your floor from scratches and scuff marks. A rug pad under the area rug will provide extra cushion and added protection.