



SOLERA[®] UNIVERSAL

2019 AWNINGS & ACCESSORIES



The world's fastest growing RV awning brand





The world's fastest growing
RV awning brand just got even better

SOLERA UNIVERSAL

2019 AWNINGS & ACCESSORIES

Solera Universal Arms fit any of these brands:

Dometic®* (A&E)

Universal Hardware fits the following Dometic® 8' extension awnings models: 8500, 9000, 9100, Sunchaser and Weather Pro



Universal Hardware fits the following Solera 8' extension awnings models: 18V Power, Smart Arm 12V, Hybrid and Classic Manual.

Carefree™**

Universal Hardware fits the following Carefree™ 8' extension awnings models: Spirit, Fiesta, Simplicity Traveler and Eclipse

*Dometic® is a registered mark and logo owned by Dometic Sweden and A&E is a mark used by Dometic Group.
**Carefree™ and the Carefree logo are a mark and logo used by Carefree of Colorado, member of The Scott Fetzer Co.

Making it simple and easy to:



POWER UP

Power Up your mobile lifestyle with the Solera Smart Arm 12V Power or 18V Battery Operated awnings. Save yourself the stress and added time of manually setting up your awning!



UPGRADE

Upgrade your current manual or power awning with Solera Universal Hardware! Our Hybrid and Power awnings set up automatically for camping as they extend.



FIX IT

Tired of your old manual or power awning? With our newly designed Solera Universal hardware, replacing your broken or worn out awning has never been easier, no matter what awning brand you have.

⚠ WARNING: This product can expose you to chemicals including DEHP and other Phthalates, which are known to the State of California to cause cancer and birth defects or other reproductive harm. For more information, go to www.P65Warnings.ca.gov. Wash hands following installation or before eating.

Solera Universal Products:

**UNIVERSAL
SOLERA: CLASSIC**



**UNIVERSAL
SOLERA: SMART ARM 12V**



**UNIVERSAL
SOLERA: SHADES**



**UNIVERSAL
SOLERA: HYBRID**



**UNIVERSAL
SOLERA: 18V POWER**



**UNIVERSAL
SOLERA: GROUND
CENTER SUPPORT**



**UNIVERSAL
SOLERA: FAMILY ROOM®**



**UNIVERSAL
SOLERA: SCREEN ROOM**



**UNIVERSAL
SOLERA: AWNBRELLA™**



**UNIVERSAL
SOLERA: PATIO
FABRICS**



**UNIVERSAL
SOLERA: SLIDER
FABRICS**



Universal Hardware fits the following Dometic® 8' extension awnings models: 8500, 9000, 9100, Sunchaser and Weather Pro
Universal Hardware fits the following Carefree™ 8' extension awnings models: Spirit, Fiesta, Simplicity Traveler and Eclipse

Solera makes it simple.

These icons help to indicate which Solera awning is right for you.



UNIVERSAL

This icon represents an available Universal application for your Solera, Dometic® or Carefree™™ awning, fabric or awning accessory.



POWER UP

This icon represents the ability to Power Up your old manual or power awning hardware with Solera Smart Arm 12V or 18V Battery Operated awning.



UPGRADE

This icon represents the ability to upgrade your current awning, fabric or awning accessory with Solera's awning components.



FIX IT

This icon represents a great opportunity to renew and refresh your broken or worn out awning, patio fabric, slide-out topper fabric, screen rooms, family rooms and ground center supports.



GO LARGE

This icon represents the only solution that gives campers 20% more shade than the standard 8' projection awning. Go Large, and maximize your outdoor living space.

*Universal Hardware fits the following Dometic® 8' extension awnings models: 8500, 9000, 9100, Sunchaser and Weather Pro. Dometic® is a registered mark and logo owned by Dometic Sweden and A&E is a mark used by Dometic Group.

**Universal Hardware fits the following Carefree™ 8' extension awnings models: Spirit, Fiesta, Simplicity Traveler and Eclipse. Carefree™ and the Carefree logo are a mark and logo used by Carefree of Colorado, member of The Scott Fetzer Co.

Choose from these innovative Solera Awning models





UNIVERSAL



FIX IT



POWER UP



UPGRADE



18V POWER AWNING

18V Battery Power Pack

Introducing Solera 18V Power Awnings! Upgrading to a power awning has never been easier! An industry first, the Solera 18V Power Pack features a unique, rechargeable battery that fits right inside your Solera Power Awning arm and comes with everything you need to connect to the motor wire. This is the perfect awning for DIY RVers who don't want to spend the installation dollars to wire a 12V awning into their RV. Better yet, the Solera 18V Power awning extends and retracts faster than other power awnings. Not that you're in a hurry, but who wouldn't want the fastest awning on the planet?

FEATURES

- Save 1-2 hours of additional installation time as there is no need to wire this directly in to your RV's power supply
- Waterproof switch offers easy, push-button operation
- Auto rain dump feature activates when rain water pools in the canopy, automatically lifting the awning arms to release the pooled water
- Operates 22-25 times before needing a simple plug-in recharge
- Exclusive, quick and simple independent pitch adjustment for relief from the sun at any point in the day
- Faster extend and retract time
- Includes 110V charging kit
- Easy DIY installation; no internal wiring needed to the RV's main power source
- Easy access manual override, an industry first!* In case of power failure, simply use a power drill to extend or retract your awning in case of power failure
- **NEW!** Universal Solera 18V Power Hardware option allows for an easy UPGRADE on Dometic®** (A&E) and Carefree™*** manual or power awnings



HARDWARE

TALL ARM

Adjustable Pitch

- Requires 69" unobstructed area from awning rail straight down
- Requires min. clearance of 2-1/2" between awning rail and top of entry door
- This hardware will roll the awning out to a pre-set pitch for maximum shade and ideal rain runoff
- Two-position pitch



Integrated 18V Battery Power Pack



110V Easy Access Charging Adapter



AC Adapter plugs in to any 110V outlet



UNIVERSAL HARDWARE AVAILABLE

Our Universal options fit standard Solera®, Dometic®** and Carefree™*** patio awning roller bars making Solera the Universal easy choice.



RV Doctor's Tip:

"Upgrading to a power awning from a manual awning can be pretty labor intensive. Wiring the awning into the RV's main power source can take a technician quite some time. When I saw the new Power Pack option from Lippert Components, my first thought was, 'Why didn't I think of that?' The Solera 18V Power Pack option is most definitely the easiest way to get out of the Stone Age and upgrade to a power awning, folks."

*Manual override not available on 2017 Forest River Cherokee

**Universal Hardware fits the following Dometic® 8' extension awnings models: 8500, 9000, 9100, Sunchaser and Weather Pro. Dometic® is a registered mark and logo owned by Dometic Sweden and A&E is a mark used by Dometic Group.

***Universal Hardware fits the following Carefree™ 8' extension awnings models: Spirit, Fiesta, Simplicity Traveler and Eclipse. Carefree™ and the Carefree logo are a mark and logo used by Carefree of Colorado, member of The Scott Fetzer Co.

NEW!


SMART ARM

THE FIRST EVER PROGRAMMABLE PATIO AWNING FOR YOUR RV OR TRAILER IS HERE.

A 12V Power Extend and Retract Operation
Use either the nested arm controller or traditional switches for extend and retract operation. Traditional switches will override Smart Arm's exterior controller.

B Standard Awning Rail Lighting
Can be activated from the Smart Arm's nested controller without having to go inside the coach. Awning lights can be permanently set to on or off by simply pressing the lighting button. Light button is also used to activate infrared security option and 3-Stage Lighting! With the simple push of a button you can set your Awning Rail Lighting strip to various strengths ranging from 20%, 45% and 100%.

C Multi-Level Wind Sensing Technology

- Awning automatically retracts when inclement weather arrives.
- Toggle between three different levels of wind sensitivity, or completely deactivate the wind sensor altogether.

D One-Touch Safety Lock Button
Allows full access to all Smart Arm features. In order to change any setting on the Smart Arm, or even to operate the Smart Arm, the one-touch safety lock button must be initiated. Smart Arm's safety lock ensures that your settings are just how you left them.

E Infrared Security System
Arming the infrared security system provides peace and comfort when you're asleep. This feature will activate the optional IR Photocell Sensor providing added security and convenience. The awning lights will illuminate in the automatic setting when the photocell senses heat and motion.

OPTIONAL ADD-ON

**UNIVERSAL****FIX IT****POWER UP****UPGRADE**

SMART ARM 12V AWNING

Programmable Patio Awning

The first ever programmable patio awning for your RV or trailer is here. The Solera Smart Arm 12V Power Awning incorporates several intelligent features sure to enhance everyone's camping experience. Best of all, these new features are all accessible from a weatherproof controller built right into the awning arm itself, making for easy and convenient access without having to go inside the RV to operate the switches. It's not called the Smart "ARM" for nothing!

FEATURES

- 12V Power Extend and Retract Operation
- Multi-Level Wind Sensing Technology Prepped
- One-Touch Safety Lock Button
- Infrared Security System Prepped
- Low Voltage Indicator
- 3-Stage Lighting
- Optional Awning Rail Lighting
- Universal Hardware option allows for an easy UPGRADE on Dometic®* (A&E) and Carefree™** manual or power awnings

HARDWARE

SHORT ARM

Adjustable Pitch

- Requires 63" unobstructed area from awning rail straight down
- Requires min. clearance of 6" between awning rail and top of entry door
- This hardware will roll the awning out to a pre-set pitch for maximum shade and ideal rain runoff

TALL ARM

Flat Adjustable Pitch

- Requires 69" unobstructed area from awning rail straight down
- Requires min. clearance of 2-1/2" between awning rail and top of entry door
- This hardware will roll the awning out flat to allow for clearance over slides, and allows quick and easy pitch adjustment at either side of the awning



WIND SENSOR KIT

- Awning automatically retracts if severe wind is detected, based on the wind setting level programmed by the operator.
- The wind sensor has three different levels of wind sensitivity that can be easily selected or completely deactivated altogether.



SECURITY SENSOR

Arming the infrared security system provides peace and comfort when you're asleep. This feature will activate the optional IR Photocell Sensor providing added security and convenience. The awning lights will illuminate in the automatic setting when the photocell senses heat and motion.

- Easy installation into your Smart Arm Touch Pad
- Simple one button operation on-off



UNIVERSAL HARDWARE AVAILABLE

Our Universal options fit standard Solera®, Dometic®* and Carefree™** patio awning roller bars making Solera the Universal easy choice.



RV Doctor's Tip: "One RVer recently asked me, 'I have an old Dometic power awning. Is it worth switching to the Solera Power Awning?' The short answer is, yes. There are several advantages to a Solera Power Awning that the other two brands don't offer, but one stands out to me above the rest. How many times have you run your batteries dry? I know I have. If this happens when your awning is out, you could have a problem on your hands, but not with Solera. With it's easy to use manual override function, simply roll your awning back in with a power drill and you're ready to hit the road. The other brands' manual operation isn't so easy. There's a great video on YouTube showing all three awnings being manually retracted – you should check it out. The video will show you that not all power awnings are created equal."

*Universal Hardware fits the following Dometic® 8' extension awnings models: 8500, 9000, 9100, Sunchaser and Weather Pro. Dometic® is a registered mark and logo owned by Dometic Sweden and A&E is a mark used by Dometic Group.

**Universal Hardware fits the following Carefree™ 8' extension awnings models: Spirit, Fiesta, Simplicity Traveler and Eclipse. Carefree™ and the Carefree logo are a mark and logo used by Carefree of Colorado, member of The Scott Fetzer Co.



FIX IT



POWER UP



UPGRADE



GO LARGE



SOLERA XL 12V POWER AWNING

Extended Shade and Relief From the Sun

The Solera XL Awning features an industry first 9' 8" projection, making it perfect for taller RVs and RVs with a slide-out under the awning. Class A motorhomes, fifth-wheel and toy hauler RVs continue to get taller and taller, so it can be difficult to get the shade you need from a standard 8' projection awning. Not only that, but many brands now feature slide-outs under the awning, which can really limit your shaded patio area. Choose a Solera Power XL Awning to enjoy 20% more shade than a standard 8' projection pitch! Featuring an adjustable projection pitch sleeve, the Solera XL Awning can be pitched at multiple points to block the sun at any time of day. The two-stage projection pitch arms also provide added strength and support for your awning, making the XL Awning one of the best values on the market.

FEATURES

- 9'8" projection offers 20% more shade than standard 8' projection awnings
- Push-of-a-button, automatic 12V operation from inside or outside your RV
- Adjustable two-position pitch arms provide added strength and offer multiple adjustments, offering shade at any time of day

NOTES: Solera XL arms require XL roller assemblies.
Vinyl and Acrylic with Solera Shield not available on XL awnings.
18V Battery Power Pack not available for Solera XL awnings.



HARDWARE

XL ARM XL

Flat Adjustable Pitch

- Requires 78" unobstructed area from awning rail straight down
- Requires min. clearance of 4-1/2" between awning rail and top of entry door
- This hardware is configured to operate a 9'-8" projection canopy. It will roll the awning out flat to allow for clearance over slides, and allows quick and easy pitch adjustment at either side of the awning
- Two-position pitch

**20%
MORE
SHADE**

SOLERA: AWNBRELLA™



XL & STANDARD SIZES AVAILABLE

- Adjustable rust-resistant aluminum bows
- Keeps canopy from flapping in the wind
- Increases clearance over entry door
- Prevents canopy from sagging
- Stops water from pooling
- Enhances appearance



RV Doctor's Tip:

"Every year, I walk the National RV Show in Louisville, and the RVs always seem to be getting bigger, taller and have more slide-outs. 8' projection awnings just don't cut it in some cases anymore, so the Solera Power XL Awning is a perfect solution for those RV owners. **Solera also offers the Awnbrella tensioner bars in XL sizes too, so your awning fabric can be kept tight and arched while you're at the campsite.**"



FIX IT



UPGRADE



GO LARGE



DESTINATION AWNING **Big Carport-Sized Shade & Shelter**

Destination campers (or seasonal campers) who setup camp for extended stays will love the Solera Destination Awning. With 20 percent more shaded area compared to standard 8' projection awnings, the 9'8" Solera Destination Awning is the ultimate solution when you need added living space. Not only does the Destination awning provide extra shade, it also comes with a center ground support, a Solera Shield to protect the vinyl canopy and Solera Awnbrellas™ to keep the fabric arched and taut to minimize wind flap and enable rain runoff.

FEATURES

- 9'8" projection offers 20% more shade than standard 8' projection awnings
- Manual spring assist operation
- Includes Solera Awnbrella fabric tensioning bars
- Includes center ground support bar
- Includes standard Solera Shield fabric protector
- Arms detach from bottom bracket and easily swing to "carport" position providing varied pitch options to block the sun at any time of the day



HARDWARE

DESTINATION


9'8"
PROJECTION

Flat Adjustable Pitch

- Requires 78" unobstructed area from awning rail straight down
- This hardware will roll the awning out flat to allow for clearance over slides, and allows quick and easy pitch adjustment at either side of the awning
- Multiple adjustments for shade

UPGRADED STANDARD FEATURES!

SOLERA: AWNBRELLA



SOLERA: SHIELD



SOLERA: GROUND SUPPORT



RV Doctor's Tip:

"Seasonal campers, take note. The Solera Destination Awning is what you've been waiting for. Not only do you get 20% more shade, but the included Awnbrella tensioning arms allow you to rest easy. Wind and rain are no longer a big deal. The Awnbrella arms keep the fabric tight and arched so wind won't catch the awning as easily and water runs off without having to pitch the awning."



UNIVERSAL



FIX IT



UPGRADE



SOLERA: **HYBRID**

Sets Up & Stores Automatically as you Crank

The Solera Hybrid Awning combines the best of both worlds. Featuring a simple crank operation, the Solera Hybrid Awning extends and retracts just like a Power Awning, except you supply the power. The next best thing to a fully powered awning, the Hybrid allows you to skip the potential hassle and installation cost of running wiring and acts as a do-it-yourself upgrade from a manual spring-loaded awning.

FEATURES

- Simple crank operation makes for fast one-step setup
- Auto rain dump feature – if water pools in the canopy, the arms will release it
- Exclusive, quick and simple independent pitch adjustment – enjoy full or partial extension
- Designed to provide optimum pitch when used over slide-outs
- Includes crank wand
- **NEW!** Universal Solera Hybrid hardware allows for an easy and inexpensive upgrade from Dometic®* (A&E) and Carefree™** spring-assisted patio awnings



HARDWARE

SHORT ARM



Adjustable Pitch

- Requires 60-1/2" unobstructed area from awning rail straight down
- Requires min. clearance of 6" between awning rail and top of entry door
- This hardware will roll the awning out to a pre-set pitch for maximum shade and ideal rain runoff
- Two-position pitch

TALL ARM



Flat Adjustable Pitch

- Requires 69" unobstructed area from awning rail straight down
- Requires min. clearance of 2-1/2" between awning rail and top of entry door
- This hardware will roll the awning out flat to allow for clearance over slides, and allows quick and easy pitch adjustment at either side of the awning
- Infinite adjustment



UNIVERSAL HARDWARE AVAILABLE

Our Universal options fit standard Solera®, Dometic®* and Carefree™** patio awning roller bars making Solera the Universal easy choice.



RV Doctor's Tip:

"Traditional spring-assisted awnings have been around forever. Veteran campers can set these awnings up in a matter of minutes, but for those new to camping, setup can be a little difficult. The Solera Hybrid Awning is perfect for those campers who don't want to make the jump to a power awning, but also want something easier to extend and retract. If this is the case, press the "easy button," and get yourself a Solera Hybrid. You get the best of both worlds!"

*Universal Hardware fits the following Dometic® 8' extension awnings models: 8500, 9000, 9100, Sunchaser and Weather Pro. Dometic® is a registered mark and logo owned by Dometic Sweden and A&E is a mark used by Dometic Group.

**Universal Hardware fits the following Carefree™ 8' extension awnings models: Spirit, Fiesta, Simplicity Traveler and Eclipse. Carefree™ and the Carefree logo are a mark and logo used by Carefree of Colorado, member of The Scott Fetzer Co.



UNIVERSAL



FIX IT



UPGRADE



SOLERA: CLASSIC

Traditional Manual Spring Roll Up

Classic design, classic operation. Solera Classic's manual spring-assisted design has been an industry favorite for decades. The rugged Solera Classic extends and retracts in just a few easy steps. Simply release the travel locks on each arm, loosen the rafter knobs, use the pull cane to unlock the roller, then hook the pull strap and walk it out to unroll the awning. Once extended, set the tension, tighten rafter knobs and raise the awning arms to whatever pitch you want for shade and water runoff. You can also detach the arms from the bottom bracket and rotate them to a vertical "carport" position. This carport position makes it easy to attach accessories like the Solera Screen Room and Solera Family Room®.

FEATURES

- Traditional manual spring-assisted roll up operation
- Arms detach from bottom bracket and easily swing to “carport” position providing varied pitch options to block the sun at any time of the day
- Great value for replacing any Dometic®, Carefree™** or Solera® spring-loaded manual awning
- Simple standard manual operation: Unlock with included wand, unroll with strap, set the braces and raise the arms
- **NEW!** Universal hardware now makes Solera the easy choice for repairing or replacing your old spring-assisted patio awning. Solera Universal Classic Hardware fits into Dometic®* (A&E) and Carefree™** roller assemblies with ease



HARDWARE

SHORT ARM



- Rail to floor line 63"-68" from awning rail straight down

STANDARD ARM



- Rail to floor line 68"-81" from awning rail straight down

LONG ARM



- Rail to floor line 81"-96" from awning rail straight down



UNIVERSAL HARDWARE AVAILABLE

Our Universal options fit standard Solera®, Dometic®* and Carefree™** patio awning roller bars making Solera the Universal easy choice.



Gary Bunzer
The RV Doctor &
RV Hall of Fame Member

RV Doctor's Tip:

"Most RVers love these spring-assisted awnings because of the “carport” set-up option. This is great if you plan on spending extended periods of time at the campsite. When the legs go all the way to the ground, there is no pitch adjustment option, so water pooling can become an issue. No problem there folks – the Solera Awmbrella™ tensioning arms are easy to install and keep your awning fabric taut and arched so water slides right off the awning. Problem solved!"

*Universal Hardware fits the following Dometic® 8' extension awnings models: 8500, 9000, 9100, Sunchaser and Weather Pro
Dometic® is a registered mark and logo owned by Dometic Sweden and A&E is a mark used by Dometic Group.

**Universal Hardware fits the following Carefree™ 8' extension awnings models: Spirit, Fiesta, Simplicity Traveler and Eclipse
Carefree™ and the Carefree logo are a mark and logo used by Carefree of Colorado, member of The Scott Fetzer Co.

SOLERA®_UNIVERSAL FABRIC OPTIONS



UNIVERSAL

Fit to Solera,
Dometic®* &
Carefree™**



FIX IT

Replace
your old
moldy fabric



UPGRADE

Maintenance-
Free Acrylic
Fabric

























SOLERA: UNIVERSAL PATIO FABRICS

Solera's premium awning replacement fabric is head and shoulders above other brands with super heavy-duty materials, a **5-year warranty**, heat-welded seams and more. Our canopy fabric also features an integrated light track so you can easily add the Solera Fabric Light Kit and enjoy LED lighting at the campsite.

FEATURES

- **5-year warranty** vs. 1-year with the competition
- Universal - it works with all three major awning brands
- Welded, state-of-the-art construction at critical points of the patio awning
- Premium 13.5 oz fabric used, not 10 oz base fabric
- Great colors to match your RV, and ability to customize your rig
- Our canopy fabric features an integrated light track so you can easily add the Solera Fabric Light Kit to illuminate your patio

		Carefree™**	Dometic®*
Heavy-duty 13.5 oz fabric			
5-year prorated warranty	 5-year	 1-year	 1-year
Integrated track for LED Light Kit attachment			
Heat-welded fabric seams prevent leaks			
Universal fit for all awnings			
Same day shipping (in by 12:00pm EST, out same day)			
Free standard UPS shipping in the continental United States			

*Universal Hardware fits the following Dometic® 8' extension awnings models: 8500, 9000, 9100, Sunchaser and Weather Pro
Dometic® is a registered mark and logo owned by Dometic Sweden and A&E is a mark used by Dometic Group.

**Universal Hardware fits the following Carefree™ 8' extension awnings models: Spirit, Fiesta, Simplicity Traveler and Eclipse
Carefree™ and the Carefree logo are a mark and logo used by Carefree of Colorado, member of The Scott Fetzer Co.



UNIVERSAL



FIX IT



UPGRADE

SELECT FROM THESE PATIO AWNING REPLACEMENT CHOICES:



All vinyl

- Heavy-duty 13.5 oz fabric
- Cold-crack tested to -25° F
- Nine color choices

NOTE: The color of the exposed vinyl in the rolled up position is noted as BKWG meaning black; or WHWG, meaning white



Solid Black BKSOLID



White Fade WHWG



Black Fade BKWG



Sand Fade BKWG



Sand Fade WHWG



Burgundy Fade WHWG



Blue Fade WHWG



Silver Fade WHWG



Green Fade WHWG




























SOLERA: SLIDE TOPPERS

UPGRADE


Give your slide-outs extra protection from debris and water infiltration with Solera Slide Toppers. These attractive and economical slide-out awnings automatically retract and extend with your slide-out and prevent leaves, bird droppings, branches and more from damaging slide-out seals.

FEATURES

- Attractive and economical protection for your slide-out
- Full coverage over the slide-out roof and the RV sidewall slide-out opening
- Blocks leaves, bird droppings, branches and debris
- Automatically retracts and extends with slide-out
- Fits slides ranging from 66" to 192" long and extending up to 48"
- Comes complete with awning rail and all mounting brackets
- Choose from multiple vinyl fabric colors

		Competitor A	Competitor B
Fits slide-outs ranging from 66" to 192" in length			
(1) Part number that comes complete with awning rail, topper and all mounting brackets			
Multiple colors and options available			
Standard 13.5 oz vinyl fabric			
No anti-billowing device needed			
Heated wedge welding fuses vinyl together for strong, leak-resistant seams			
Accommodates slide-outs up to 48" wide		 42"	 42"
Flexible placement; can be installed up to five inches above slide box trim			



UNIVERSAL



FIX IT



UPGRADE



SOLERA: UNIVERSAL SLIDE TOPPER FABRIC

Stop wasting time by custom ordering slide topper fabric every time you get an order, and save room for more inventory! Our Slide Topper Replacement Fabric boxes are compact yet durable and are a UNIVERSAL fit, meaning no more guesswork when it comes to replacing slide topper fabric. Works with: Solera, Dometic®* and Carefree™**.

See your local dealer for options



FEATURES

- Our slide topper fabric is universal, fitting all three major patio awning brands
- Premium, 13.5 oz fabric - not the competition's 10 oz fabric
- Best of all, we offer a cut-to-fit option in a "Kleenex" style box, complete with easy-to-use roller. Just extend out the amount of fabric you need and cut
- Roll stays in place with plastic reel (competitors do not offer this)

The box includes plastic reels that strengthen the box for shipment and hold the fabric in place, allowing for easy roll out




















Standard 13.5 oz vinyl fabric

Perforation lets you easily pull out the fabric you need, safely keeping the rest of the fabric in the box and protected

Heated wedge welding fuses vinyl together for strong, leak-resistant seams

The fabric box stays closed after each use, protecting it from dirt, grime and other elements that could damage the product

Available in Black and White

	Carefree™**	Dometic®*
		
	 10 oz only	 10 oz only
		
		
		
		

*Universal Hardware fits the following Dometic® 8' extension awnings models: 8500, 9000, 9100, Sunchaser and Weather Pro. Dometic® is a registered mark and logo owned by Dometic Sweden and A&E is a mark used by Dometic Group.

**Universal Hardware fits the following Carefree™ 8' extension awnings models: Spirit, Fiesta, Simplicity Traveler and Eclipse. Carefree™ and the Carefree logo are a mark and logo used by Carefree of Colorado, member of The Scott Fetzer Co.



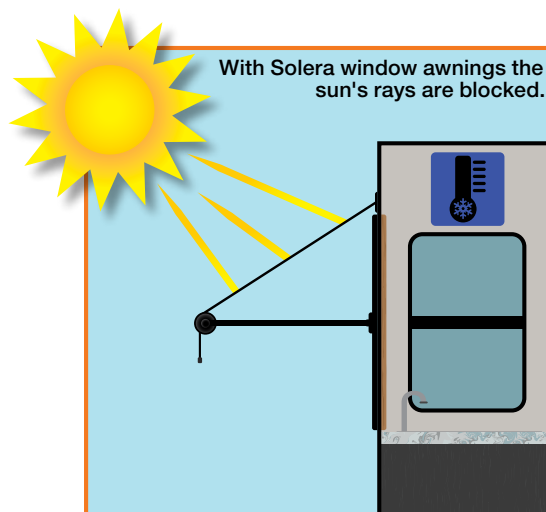
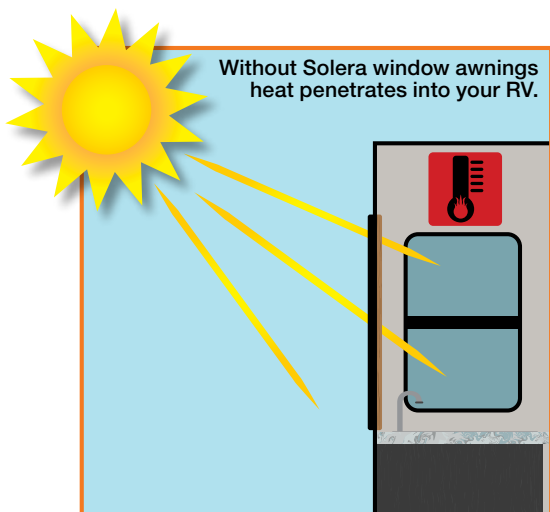
SOLERA: WINDOW AWNINGS

UPGRADE



Keep the heat out, and save on AC costs with Solera Window Awnings. Just use the pull cane to hook the pull strap, and pull to extend the awning. Secure the strap loop onto a hook on the RV wall to keep the awning extended. Go for the best value and the best look, and cover two windows with one window awning. Solera Window Awnings are available with standard arm and canopy sizes for windows that are under 33" in height and in XL sizes for windows over 33". Standard window awning arms are 18" long so they'll have an 18" projection, and XL window awning arms are 30" long so they'll have a 30" projection. Order arms and roller separately.

KEEP THE HEAT OUT AND SAVE ON AC





Great DIY for customers

Simple camp setup

①Position ②Slide ③Tighten

Enjoy your Awnbrella!

SOLERA: AWEBRELLA

Give your awning extra support and a better angle for water runoff with the Solera Awnbrella. Perfect for destination campers who like to leave the awning extended for long periods, the patented rust-resistant aluminum bows hold fabric taut and arched so water doesn't pool and debris can easily run off. Now you won't have to camp with one end of your awning pitched lower than the other end. Solera Awnbrellas also complement Solera Screen Rooms and Family Rooms.

FEATURES

- Adjustable rust-resistant aluminum bows
- Keeps canopy from flapping in the wind
- Increases clearance over entry door
- Prevents canopy from sagging
- Stops water from pooling
- Enhances appearance

awning width	number of boxes needed (total arms)	
between 10' - 14'	1 package 2	(total 2 arms)
between 14' - 18'	1 package 3	(total 3 arms)
between 18' - 22'	2 package 2	(total 4 arms)
between 22' - 27'	1 package 2 + 1 package 3	(total 5 arms)



UNIVERSAL



UPGRADE



SOLERA: CLASSIC FRONT AND SIDE SHADES

Perfect for all awnings, the one-piece, black Solera Front Shade is easy to slide into your awning roller tube whenever you need a little extra shade, privacy or wind block. Solera Front Shade panels are available in 8', 10', 13', 15', 17' & 19' widths, each with a 6' screen height. The Solera Front Shade kit includes spikes and tie downs so you can secure it to the ground. The entire kit stores neatly in the included storage bag when not in use. Front and side shades sold separately.

Available in black plastic only.



SOLERA: SUPER SHADE®

Many of the larger RVs today have patio awnings that are too high to reach when they are fully extended, and that's why we created the Solera Super Shade! The two-piece, black Solera Super Shade features a standard 6' shade height that easily zips into a Super Shade extension and can be permanently installed into your awning's roller tube.

NOTE: Must order both Super Shade Side Panels and Super Shade of same drop length to make a complete Super Shade kit. Solera Super Shade is available for standard 8' extension patio awnings only; not compatible with Solera XL awnings.

Available in black plastic only.

The Super Shade extension can be ordered in five sizes that would provide either a 6', 7', 8', 9' or 10' total screen height. Order the Super Shade extension height based on how high your patio awning is from the ground to the roller tube while fully extended. For example, if your patio awning measures 10' high from ground to roller tube, order the 10' Super Shade. The Solera Super Shade comes in 10', 13', 15', 17' & 19' widths.



UNIVERSAL



UPGRADE



SOLERA: FAMILY ROOM®

Turn the space under your awning into an enclosed outdoor patio with the Solera Family Room kit. Add up to 160 square feet of enclosed space so you can enjoy meals minus pesky insects. Or roll down the all-weather panels and use as a cozy sleeping area for kids.

FEATURES

- Lightweight gray fabric complements any RV color scheme
- Fits most 10'–21' manual and power awnings
- Accommodates RVs with awning rail-to-ground measurement up to 130"
- Fits 8' extension Solera, Dometic® and Carefree™™ awnings
- Measure center of arm to center of arm to determine room size needed



SOLERA: SCREEN ROOM

Keep the bugs out and enjoy the breeze with the Solera Screen Room. Its neutral tan material helps to block out extra heat, making the Solera Screen Room perfect for outdoor dining, board games and social gatherings on hot summer days.

FEATURES

- Fits most 10'–21' manual and power awnings
- Accommodates RVs with awning rail-to-ground measurement up to 130"
- Fits 8' extension Solera, Dometic® and Carefree™™ awnings
- Measure center of arm to center of arm to determine room size needed



UNIVERSAL SHADES AND ROOM FIT:

- Solera 8' Extension Classic, Hybrid and Smart Arm 12V and 18V Power
- Dometic® (A&E) 8' Extension 8500, 9000, 9100, Sunchaser and WeatherPro Awnings
- Carefree™™ 8' Extension Spirit, Fiesta, Simplicity, Traveler and Eclipse Awnings

*Universal Hardware fits the following Dometic® 8' extension awnings models: 8500, 9000, 9100, Sunchaser and Weather Pro. Dometic® is a registered mark and logo owned by Dometic Sweden and A&E is a mark used by Dometic Group.

**Universal Hardware fits the following Carefree™ 8' extension awnings models: Spirit, Fiesta, Simplicity Traveler and Eclipse. Carefree™ and the Carefree logo are a mark and logo used by Carefree of Colorado, member of The Scott Fetzer Co.



SOLERA: SCREEN ROOM



SOLERA: FAMILY ROOM®



Solera Screen Room and Family Room® Comparison

SOLERA® SCREEN ROOM	SOLERA® FAMILY ROOM	DOMETIC® ROOM (PATTY O'ROOM™)	CAREFREE™ BUENA VISTA	CAREFREE™ VACATION'R
Easy set-up	Easy set-up	Hard to set-up	Harder to set-up, there are some small pieces that you have to connect to the room during set up. Takes longer to set-up	Harder to set up, there are some small pieces that you have to connect to the room during set up. Takes longer to set-up
Only screen/mesh room on the market. Perfect addition to your awning when you are not looking for an all weather room	Fully zippered privacy panels that keep out the wind and rain	This is an all weather room. To fit different sized awnings you have to buy zippered inserts. This means you can have several zippers in the screen that obstruct your view	Includes panels that cover screen	Includes panels that cover screen
Fits manual and 12V power awnings (with vertical arms) with awning rail to ground measurements of 101" to 130"	Fits manual and 12V power awnings (with vertical arms) with awning rail to ground measurements of 101" to 130"	Doesn't work well with 12V awnings. The room has rafter poles that hold the side panels under the awning. On 12V awnings that do not have a pitch, the awning can fill up with water and collapse	Fits manual and 12V power awnings (with vertical arms) with awning rail to ground measurements of 86" to 120"	Fits manual and 12V power awnings (with vertical arms) with awning rail to ground measurements of 86" to 138" leaving lots of excess material on the ground
Neutral khaki mesh material keeps the space cool and doesn't attract heat	Cool gray polyester	Available in white vinyl only	Gray polyester	Gray polyester
Available to fit awnings 10' to 21' long in 1' increments	Available to fit awnings 10' to 21' long in 1' increments, this is a BIG PLUS – NEVER SETTLE FOR A ROOM SMALLER THAN YOUR AWNING WITH SOLERA'S 1' INCREMENTS.	Available to fit awnings 10' to 21' long in 2' increments. The room will be 1 foot short on some awnings	Available to fit awnings 10' to 21' long in 2' increments. The room will be 1 foot short on some awnings	Available to fit awnings 10' to 21' long in 2' increments. The room will be 1 foot short on some awnings
Lightweight, stores in 1 bag	Lightweight, stores in 1 bag	Heavy room, stores in 2 bags	Lightweight, stores in 1 bag	Lightweight, stores in 1 bag
Does not interfere with the rain dump feature of a 12V powered awning	Does not interfere with the rain dump feature of a 12V powered awning		Does not interfere with the rain dump feature of a 12V powered awning	Does not interfere with the rain dump feature of a 12V powered awning

*Dometic® is a registered mark and logo owned by Dometic Sweden and A&E is a mark used by Dometic Group.

**Carefree™ and the Carefree logo are a mark and logo used by Carefree of Colorado, member of The Scott Fetzer Co.



SMART ARM WIND SENSOR KIT

Multi-Level Wind Sensing Technology

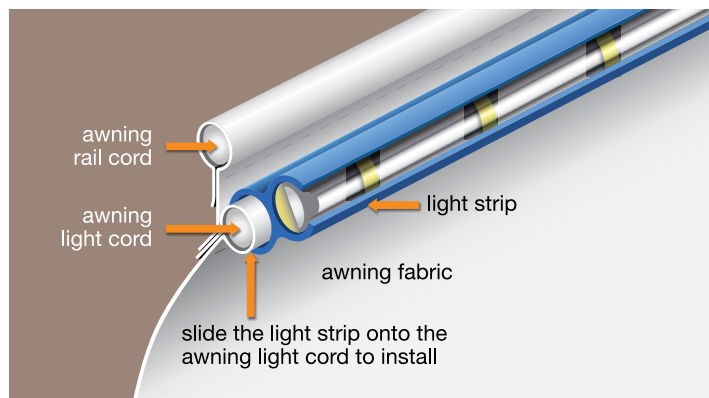
- Awning automatically retracts if severe wind is detected, based on the wind setting level programmed by the operator.
- The wind sensor has three different levels of wind sensitivity that can be easily selected or completely deactivated altogether.



SMART ARM SECURITY SENSOR

Arming the infrared security system provides peace and comfort when you're asleep. This feature will activate the optional IR Photocell Sensor providing added security and convenience. The awning lights will illuminate in the automatic setting when the photocell senses heat and motion.

- Easy installation into your Smart Arm Touch Pad
- Simple one button operation on-off



FABRIC LIGHT KIT

Destination Awning models and patio replacement fabrics feature an integrated light cord sewn right into the awning hem. The flexible Solera Fabric Light Kit slides into the light cord by the coach side wall and under the awning. The innovative design allows you to enjoy dramatic lighting outside the RV when the awning is extended or retracted.



GROUND SUPPORT

Commonly lost or damaged, Solera Ground Support bars fit all three major awning brands. This aids you in support for the awning roller and allows more stability when you add screen rooms and family rooms to your awning. Stabilize your awning and prevent the roller from sagging with Solera Ground Support.



AWNING CRADLE SUPPORT

The Awning Cradle Support works with power or manual awnings to support the roller assembly when in the travel position; support automatically accepts and releases the roller assembly as it extends and retracts.



Solera[®] makes it simple.

See your authorized Solera dealership to place an order today!

For further inquiries or for additional questions, contact your
Lippert Components Aftermarket sales representative below:

phone: 574-537-8900

email: aftermarket@lci1.com



The world's fastest growing RV awning brand just got even better

Solera Universal Arms fit any of these brands:

Dometic®* (A&E)

Universal Hardware fits the following Dometic® 8' extension awnings models: 8500, 9000, 9100, Sunchaser and Weather Pro



Universal Hardware fits the following Solera 8' extension awnings models: 18V Power, Smart Arm 12V, Hybrid and Classic Manual.

Carefree™**

Universal Hardware fits the following Carefree™ 8' extension awnings models: Spirit, Fiesta, Simplicity Traveler and Eclipse

*Dometic® is a registered mark and logo owned by Dometic Sweden and A&E is a mark used by Dometic Group.
**Carefree™ and the Carefree logo are a mark and logo used by Carefree of Colorado, member of The Scott Fetzer Co.

Making it simple and easy to:



POWER UP

Power Up your mobile lifestyle with the Solera Smart Arm 12V Power or 18V Battery Operated awnings. Save yourself the stress and added time of manually setting up your awning!



UPGRADE

Upgrade your current manual or power awning with Solera Universal Hardware! Our Hybrid and Power awnings set up automatically for camping as they extend.



FIX IT

Tired of your old manual or power awning? With our newly designed Solera Universal hardware, replacing your broken or worn out awning has never been easier, no matter what awning brand you have.

HOW TO ORDER_UNIVERSAL HARDWARE

SOLERA: UNIVERSAL HARDWARE

SOLERA: 18V POWER



arm type	arm size	universal white hardware	universal black hardware
Tall Arm, Infinite Pitch	69"	434730	434729

NOTE: One part number includes a set of 2 arms

SOLERA: SMART ARM 12V



arm type	arm size	universal white hardware	universal black hardware
Short Arm	63"	759404	759516
Tall Arm	69"	759405	759517

SOLERA: HYBRID



arm type	arm size	universal white hardware	universal black hardware
Short Arm, Two-Position Pitch	60-1/2"	434726	434725
Tall Arm, Infinite Pitch	69"	434728	434727

NOTE: One part number includes a set of 2 arms

SOLERA: CLASSIC



arm type	arm size	universal white hardware	universal black hardware
Short Arm	63"-68"	434716	434715
Standard Arm	68"-81"	434718	434717
Long Arm	81"-96"	434720	434719

NOTE: One part number includes a set of 2 arms

SOLERA: UNIVERSAL 18V POWER, SMART ARM 12V AND HYBRID

1. Measure the area where you want to mount the Solera awning, making sure the awning will not interfere with windows and doors.
2. Taking that measurement, order that size Awning Roller Assembly, and choose your desired vinyl color. Use the Awning Roller guide for 12V Power, Hybrid, & Power 18V Battery to select the correct part number.
3. Measure the distance from the awning rail down the side wall to order the correct arms from the arm guide. You will need to have 1 part number for the awning roll and 1 part number for the hardware selected for a complete order.

SOLERA: 18V POWER



arm type	arm size	universal white hardware	universal black hardware
Tall Arm, Infinite Pitch	69"	434730	434729

NOTE: One part number includes a set of 2 arms

SOLERA: SMART ARM 12V



arm type	arm size	universal white hardware	universal black hardware
Short Arm	63"	759404	759516
Tall Arm	69"	759405	759517

NOTE: One part number includes a set of 2 arms

SOLERA: HYBRID



arm type	arm size	universal white hardware	universal black hardware
Short Arm, Two-Position Pitch	60-1/2"	434726	434725
Tall Arm, Infinite Pitch	69"	434728	434727

NOTE: One part number includes a set of 2 arms

Standard 8' Projection Vinyl Roller Assemblies for 18V Power, Smart Arm 12V and Hybrid

length	solid black BKSOLID	black fade BKWG	white fade WHWG	sand fade BKWG	sand fade WHWG	burgundy fade WHWG	blue fade WHWG	silver fade WHWG	green fade WHWG
10'	V000211447	V000211446	V000211450	V000231492	V000231508	V000286883	V000286908	V000307065	V000344965
11'	V000256341	V000211452	V000213035	V000223158	V000223153	V000286885	V000286909	V000342917	V000344966
12'	V000231439	V000211455	V000211457	V000223159	V000223177	V000286886	V000286910	V000342918	V000344969
13'	V000211460	V000211459	V000211462	V000223160	V000223178	V000286887	V000286911	V000342919	V000344970
14'	V000211468	V000211466	V000211475	V000223161	V000223179	V000286888	V000286912	V000324187	V000344971
15'	V000231442	V000211480	V000211483	V000223162	V000223185	V000286889	V000286914	V000312456	V000344972
16'	V000211487	V000211486	V000211492	V000223163	V000223189	V000286890	V000286915	V000342920	V000344973
17'	V000231446	V000211498	V000211502	V000223165	V000223190	V000286891	V000286916	V000342921	V000344974
18'	V000211506	V000211505	V000211510	V000223170	V000223191	V000286892	V000286920	V000342922	V000344975
19'	V000211513	V000211512	V000211514	V000231497	V000231519	V000286893	V000286921	V000342924	V000344976
20'	V000211518	V000211517	V000211523	V000231498	V000231520	V000286894	V000286922	V000342925	V000344977
21'	V000211532	V000211531	V000254845	V000255587	V000266033	V000286895	V000286924	V000324185	V000344978

NOTE: The color of the exposed vinyl in the rolled up position is noted as BKWG meaning black; or WHWG, meaning white

HOW TO ORDER_UNIVERSAL HARDWARE

SOLERA: UNIVERSAL CLASSIC MANUAL PATIO AWNINGS

1. Measure the area where you want to mount the Solera awning, making sure the awning will not interfere with windows and doors.
2. Taking that measurement, order that size Awning Roller Assembly, and choose your desired vinyl color. Use the Awning Roller guide for Classic Manual to select the correct part number.
3. Measure the distance from the awning rail down the side wall to order the correct arms from the arm guide. You will need to have 1 part number for the awning roll and 1 part number for the hardware selected for a complete order.

SOLERA: CLASSIC



arm type	arm size	universal white hardware	universal black hardware
Short Arm	63"-68"	434716	434715
Standard Arm	68"-81"	434718	434717
Long Arm	81"-96"	434720	434719

NOTE: One part number includes a set of 2 arms

Standard 8' Projection Vinyl Roller Assemblies for Classic Manual Patio Awnings

width	solid black BKSOLID	black fade BKWG	white fade WHWG	sand fade BKWG	sand fade WHWG	burgundy fade WHWG	blue fade WHWG	silver fade WHWG	green fade WHWG
10'	V000343115	V000343034	V000343000	V000343059	V000343048	V000343071	V000343090	V000343101	V000344991
11'	V000343114	V000343033	V000343001	V000343058	V000343047	V000343070	V000343089	V000343100	V000344992
12'	V000343113	V000343032	V000343002	V000343057	V000343046	V000343069	V000343088	V000343099	V000344993
13'	V000343112	V000343031	V000343003	V000343056	V000343045	V000343068	V000343087	V000343098	V000344994
14'	V000343111	V000343030	V000343004	V000343055	V000343044	V000343067	V000343085	V000343097	V000344995
15'	V000343109	V000343029	V000343005	V000343054	V000343043	V000343065	V000343083	V000343096	V000344996
16'	V000343108	V000343027	V000343006	V000343053	V000343042	V000343064	V000343080	V000343095	V000344997
17'	V000343107	V000343026	V000343007	V000343052	V000343038	V000343063	V000343078	V000343094	V000344998
18'	V000343106	V000343025	V000343008	V000343051	V000343037	V000343062	V000343075	V000343093	V000344999
19'	V000343105	V000343024	V000343009	V000343050	V000343036	V000343061	V000343074	V000343092	V000345000
20'	V000343102	V000343023	V000343010	V000343049	V000343035	V000343060	V000343073	V000343091	V000345001
21'	V000343022	V000343015	V000343011	V000343017	V000343016	V000343018	V000343019	V000343020	V000345002

NOTE: The color of the exposed vinyl in the rolled up position is noted as BKWG meaning black; or WHWG, meaning white

SOLERA: XL POWER AWNINGS

1. Measure the area where you want to mount the Solera XL Awning, making sure the awning will not interfere with windows and doors.
2. Taking that measurement, order that size Awning Roller Assembly and choose your desired vinyl color. Use the Awning Roller guide for XL Power to select the correct part number.
3. Measure the distance from the awning rail down the side wall to make sure it fits. You will need to have 1 part number for the awning roll and 1 part number for the hardware selected for a complete order.

Solera XL Power Hardware

arm Type	arm size	standard head/ white hardware	standard head/ black hardware
XL Arm, Flat Adjustable Pitch	78"	362241	362243

NOTE: One part number includes a set of 2 arms

9'8" Projection XL Vinyl Roller Assemblies

length	solid black BKSOLID	black fade BKWG	white fade WHWG	sand fade BKWG	sand fade WHWG	burgundy fade WHWG	blue fade WHWG	silver fade WHWG	green fade WHWG
10'	V000334746	V000334742	V000334743	V000334745	V000334744	V000334747	V000334748	V000334749	V000344979
11'	V000334914	V000334909	V000334911	V000334912	V000334913	V000334915	V000334916	V000334917	V000344980
12'	V000334922	V000334918	V000334919	V000334920	V000334921	V000334923	V000334924	V000334925	V000344981
13'	V000334937	V000334926	V000334927	V000334928	V000334934	V000334938	V000334939	V000334940	V000344982
14'	V000334946	V000334941	V000334942	V000334944	V000334945	V000334947	V000334948	V000334949	V000344983
15'	V000334954	V000334950	V000334951	V000334952	V000334953	V000334955	V000334956	V000334957	V000344984
16'	V000334979	V000334959	V000334965	V000334970	V000334976	V000334983	V000334987	V000334992	V000344985
17'	V000335005	V000334961	V000334998	V000334999	V000335001	V000335009	V000335014	V000335020	V000344986
18'	V000335034	V000334963	V000335000	V000335029	V000335031	V000335037	V000335039	V000335041	V000344987
19'	V000335046	V000334966	V000335007	V000335043	V000335044	V000335048	V000335050	V000335052	V000344988
20'	V000335062	V000334969	V000335011	V000335055	V000335059	V000335066	V000335071	V000335074	V000344989
21'	V000335092	V000334972	V000335015	V000335067	V000335089	V000335093	V000335094	V000335095	V000344990

NOTE: The color of the exposed vinyl in the rolled up position is noted as BKWG meaning black; or WHWG, meaning white

HOW TO ORDER_DESTINATION PATIO AWNINGS

SOLERA: DESTINATION PATIO AWNINGS

1. Measure the area where you want to mount the Solera awning, making sure the awning will not interfere with windows and doors.
2. Taking that measurement, order that size Awning Roller Assembly, and choose your desired vinyl color. Use the Awning Roller guide for Destination to select the correct part number.
3. Measure the distance from the awning rail down the side wall and order the correct arms from the arm guide. You will need to have 1 part number for the awning roll and 1 part number for the hardware selected for a complete order.

Solera Destination Hardware

white hardware	black hardware	satin hardware	cream hardware
V000334718	V000334719	V000334720	V000386361

NOTE: One part number includes a set of 2 arms

Solera Destination 9'8" Projection Awning Roller Assemblies 13.5 oz Vinyl Fabric with wraparound aluminum Solera Shield

Remember to specify the Solera Shield color to match the hardware color of your awning

width	black solid, BKS	black fade, BKS	black fade, WHS	white fade, WHS	white fade, BKS	sand fade, BKS	sand fade, WHS
16'	V000334847	V000334818	V000334867	V000334839	V000334843	V000334873	V000334870
17'	V000335317	V000335268	V000335279	V000335294	V000335302	V000335338	V000335329
18'	V000335319	V000335270	V000335281	V000335296	V000335310	V000335340	V000335331
19'	V000335322	V000335272	V000335287	V000335298	V000335324	V000335342	V000335332
20'	V000335323	V000335274	V000335289	V000335300	V000335326	V000335345	V000335334
21'	V000335325	V000335276	V000335292	V000335301	V000335327	V000335348	V000335336

width	burgundy fade, WHS	burgundy fade, BKS	blue fade, WHS	blue fade, BKS	silver fade, BKS	silver fade, WHS	green fade, WHS	green fade, BKS
16'	V000334857	V000334859	V000334861	V000334865	V000334864	V000334862	V000345003	V000345009
17'	V000335370	V000335337	V000335389	V000335397	V000335350	V000335364	V000345004	V000345010
18'	V000335378	V000335343	V000335393	V000335401	V000335352	V000335368	V000345005	V000345011
19'	V000335383	V000335347	V000335396	V000335408	V000335354	V000335372	V000345006	V000345012
20'	V000335386	V000335361	V000335404	V000335414	V000335356	V000335375	V000345007	V000345013
21'	V000335390	V000335366	V000335410	V000335423	V000335358	V000335380	V000345008	V000345014

NOTE: The color of the Shield is noted as BKS meaning black; or WHS, meaning white. Solera Shield not available on XL

SOLERA: WINDOW AWNINGS

1. Measure outside frame to outside frame of the window you desire to cover.
2. Round up to the next size. Example: a 50" window uses a 54" window awning base on the chart provided.
3. Measure the height of the window. If the window measures 32" or greater, use the XL model arms. You will need to have 1 part number for the window awning roll and 1 part number for the hardware selected for a complete order.

Window Awning Hardware

height	white hardware	black hardware	satin hardware	cream hardware
Standard (Under 33")	V000334754	V000334750	V000334753	V000389164

NOTE: One part number includes a set of 2 arms

Standard Solera Vinyl Window Awning Roller Assemblies, 18" Projection

width	solid black BKSOLID	black fade BKWG	white fade WHWG	sand fade BKWG	sand fade WHWG	burgundy fade WHWG	blue fade WHWG	silver fade WHWG	green fade WHWG
36"	V000334804	V000334776	V000334778	V000334824	V000334779	V000334800	V000334802	V000334806	V000345015
42"	V000335426	V000334962	V000335002	V000335040	V000335087	V000335153	V000335351	V000335469	V000345016
48"	V000335427	V000334964	V000335004	V000335056	V000335088	V000335154	V000335355	V000335472	V000345019
54"	V000335428	V000334967	V000335006	V000335057	V000335090	V000335155	V000335359	V000335474	V000345020
60"	V000335429	V000334968	V000335008	V000335058	V000335091	V000335156	V000335362	V000335475	V000345021
66"	V000335430	V000334971	V000335010	V000335060	V000335105	V000335158	V000335367	V000335476	V000345022
72"	V000335432	V000334973	V000335012	V000335061	V000335106	V000335159	V000335371	V000335477	V000345023
78"	V000335434	V000334974	V000335013	V000335063	V000335107	V000335160	V000335377	V000335478	V000345024
84"	V000335436	V000334975	V000335016	V000335064	V000335108	V000335162	V000335381	V000335480	V000345025
90"	V000335438	V000334977	V000335017	V000335065	V000335109	V000335164	V000335384	V000335481	V000345026
96"	V000335440	V000334978	V000335019	V000335068	V000335110	V000335165	V000335388	V000335482	V000345027
102"	V000335445	V000334980	V000335021	V000335069	V000335116	V000335167	V000335392	V000335483	V000345028
108"	V000335447	V000334981	V000335022	V000335070	V000335117	V000335169	V000335394	V000335484	V000345029
114"	V000335448	V000334982	V000335023	V000335072	V000335119	V000335171	V000335398	V000335485	V000345030
120"	V000335450	V000334984	V000335024	V000335073	V000335121	V000335172	V000335400	V000335486	V000345031
126"	V000335453	V000334985	V000335025	V000335075	V000335123	V000335173	V000335403	V000335487	V000345032
132"	V000335454	V000334986	V000335026	V000335078	V000335124	V000335175	V000335405	V000335488	V000345033
138"	V000335456	V000334989	V000335027	V000335079	V000335125	V000335177	V000335407	V000335489	V000345034
144"	V000335458	V000334990	V000335028	V000335080	V000335126	V000335179	V000335411	V000335490	V000345035
150"	V000335460	V000334991	V000335030	V000335081	V000335128	V000335181	V000335413	V000335491	V000345062
156"	V000335462	V000334993	V000335032	V000335082	V000335130	V000335183	V000335416	V000335492	V000345063
162"	V000335463	V000334994	V000335033	V000335083	V000335131	V000335184	V000335418	V000335493	V000345064
168"	V000335466	V000334995	V000335035	V000335084	V000335132	V000335186	V000335420	V000335494	V000345065
174"	V000335467	V000334996	V000335036	V000335085	V000335133	V000335188	V000335422	V000335495	V000345066
180"	V000335468	V000334997	V000335038	V000335086	V000335135	V000335189	V000335424	V000335496	V000345067

NOTE: The color of the exposed vinyl in the rolled up position is noted as BKWG meaning black; or WHWG, meaning white

HOW TO ORDER_XL WINDOW AWNINGS

XL Window Awning Hardware

height	white hardware	black hardware	satin hardware	cream hardware
XL (Over 33")	V000334759	V000334764	V000334765	V000389165

NOTE: One part number includes a set of 2 arms

XL Solera Vinyl Window Awning Roller Assemblies, 30" Projection

width	solid black BKSOLID	black fade BKWG	white fade WHWG	sand fade BKWG	sand fade WHWG	burgundy fade WHWG	blue fade WHWG	silver fade WHWG	green fade WHWG
36"	V000334814	V000365986	V000334808	V000334825	V000334811	V000334812	V000334813	V000334807	V000345068
42"	V000335199	V000335138	V000335253	V000335357	V000335255	V000335111	V000335150	V000335176	V000345069
48"	V000335200	V000369586	V000335263	V000335360	V000335256	V000335112	V000335151	V000335228	V000345070
54"	V000335201	V000396769	V000335306	V000335363	V000335257	V000335113	V000335152	V000335229	V000345071
60"	V000335202	V000369589	V000335308	V000335365	V000335258	V000335114	V000335157	V000335230	V000345072
66"	V000335203	V000396770	V000335309	V000335369	V000335259	V000335115	V000335161	V000335231	V000345073
72"	V000335204	V000394546	V000335311	V000335373	V000335260	V000335118	V000335163	V000335234	V000345074
78"	V000335209	V000396771	V000335312	V000335374	V000335261	V000335120	V000335166	V000335235	V000345075
84"	V000335210	V000369592	V000335313	V000335376	V000335431	V000335122	V000335168	V000335236	V000345076
90"	V000335211	V000396772	V000335314	V000335379	V000335433	V000335127	V000335170	V000335237	V000345077
96"	V000335212	V000369595	V000335315	V000335382	V000335435	V000335129	V000335174	V000335238	V000345078
102"	V000335213	V000396773	V000335316	V000335385	V000335437	V000335134	V000335178	V000335239	V000345079
108"	V000335214	V000369598	V000335318	V000335387	V000335439	V000335136	V000335180	V000335240	V000345080
114"	V000335215	V000396774	V000335320	V000335391	V000335441	V000335137	V000335182	V000335241	V000345081
120"	V000335216	V000369601	V000335321	V000335395	V000335442	V000335139	V000335185	V000335242	V000345082
126"	V000335217	V000396775	V000335328	V000335399	V000335444	V000335140	V000335187	V000335243	V000345083
132"	V000335218	V000369604	V000335330	V000335402	V000335446	V000335141	V000335190	V000335244	V000345084
138"	V000335219	V000393975	V000335333	V000335406	V000335449	V000335142	V000335191	V000335245	V000345085
144"	V000335220	V000369607	V000335335	V000335409	V000335452	V000335143	V000335192	V000335246	V000345086
150"	V000335222	V000396776	V000335339	V000335412	V000335455	V000335144	V000335193	V000335247	V000345087
156"	V000335223	V000369610	V000335341	V000335415	V000335457	V000335145	V000335194	V000335248	V000345088
162"	V000335224	V000396777	V000335344	V000335417	V000335459	V000335146	V000335195	V000335249	V000345089
168"	V000335225	V000394547	V000335346	V000335419	V000335461	V000335147	V000335196	V000335250	V000345090
174"	V000335226	V000396778	V000335349	V000335421	V000335464	V000335148	V000335197	V000335251	V000345091
180"	V000335227	V000394548	V000335353	V000335425	V000335465	V000335149	V000335198	V000335252	V000345092

NOTE: The color of the exposed vinyl in the rolled up position is noted as BKWG meaning black; or WHWG, meaning white

SOLERA: SLIDE TOPPERS

1. Measure outside flange to outside flange of the slide-out you want to cover with the Solera Slide Topper.
2. Use the Slide Topper chart to select the correct size for you. One part number will supply you the slide-out topper roll, all hardware and the rail to mount the Slide-Out Topper.

Vinyl Roller Assemblies for Solera Slide Toppers

flange measurement	fabric size	black vinyl & hardware	white vinyl & hardware
57" to 61"	61"	V000168104	V000163273
62" to 67"	67"	V000231482	V000163274
68" to 73"	73"	V000165063	V000163279
74" to 79"	79"	V000168105	V000163285
80" to 85"	85"	V000165062	V000163287
86" to 91"	91"	V000168106	V000163288
92" to 97"	97"	V000168107	V000163289
98" to 103"	103"	V000168108	V000163290
104" to 109"	109"	V000168325	V000163291
110" to 115"	115"	V000251461	V000163292
116" to 121"	121"	V000182037	V000163293
122" to 127"	127"	V000168326	V000163294
128" to 133"	133"	V000184673	V000163295
134" to 139"	139"	V000168328	V000139496
140" to 145"	145"	V000177334	V000163298
146" to 151"	151"	V000165061	V000163299
152" to 157"	157"	V000168109	V000163300
158" to 163"	163"	V000168110	V000163301
164" to 169"	169"	V000168112	V000163302
170" to 175"	175"	V000251477	V000163303
176" to 181"	181"	V000251478	V000163304
182" to 187"	187"	V000194925	V000163307

HOW TO ORDER: ROOMS

1. Measure center of arm to center of arm of the RV awning and order that size. Example: if your awning measures 15' order a 15' room. 1 part number will supply you the correct product.

Quick Tip: The biggest mistake when ordering a Screen Room or Family Room is usually measuring the awning fabric and not measuring center arm to center arm. If you measure by fabric, the room will arrive one foot too short.



Solera Family Room®



size	part no.
10'	362225
11'	362226
12'	362227
13'	362228
14'	362229
15'	362230

size	part no.
16'	362231
17'	362232
18'	362233
19'	362234
20'	362235
21'	362236



Solera Screen Room



size	part no.
10'	362213
11'	362214
12'	362215
13'	362216
14'	362217
15'	362218

size	part no.
16'	362219
17'	362220
18'	362221
19'	362222
20'	362223
21'	362224

HOW TO ORDER: SHADES

1. Measure size of shade based on fabric size of your awning. Shades can be up to but not longer than size of current awning fabric.

Quick Tip: The biggest mistake when ordering a Classic or Super Shade is measuring center of arm to center of arm and not the actual fabric length. If you measure center of arm to center of arm, your shade will arrive too long.



Classic Front Shade



width	part no.
8'	3833980608
10'	3833980610
13'	3833980613
15'	3833980615
17'	3833980617
19'	3833980619



Side Shade Panels



drop	part no.
6' Drop	37978606
7' Drop	37978607
8' Drop	37978608
9' Drop	37978609
10' Drop	37978610



Super Shade®



width	6' drop	7' drop	8' drop	9' drop	10' drop
10'	3797820610	3797820710	3797820810	3797820910	3797821010
13'	3797820613	3797820713	3797820813	3797820913	3797821013
15'	3797820615	3797820715	3797820815	3797820915	3797821015
17'	3797820617	3797820717	3797820817	3797820917	3797821017
19'	3797820619	3797820719	3797820819	3797820919	3797821019

HOW TO ORDER_SOLERA ACCESSORIES



Smart Arm Proximity/
Security Sensor



Smart Arm
Wind Sensor



12V Smart Arm Upgrades



part no.	description
715123	Smart Arm Wind Sensor
715124	Smart Arm Proximity/Security Sensor



Universal Awning Ground Support



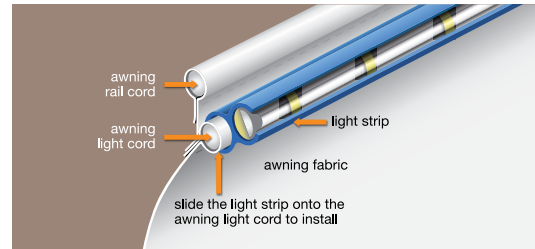
part no.	color
362246	White Ground Support
362247	Black Ground Support



Awnbrella™



part no.	description
362237	8' Awnbrella, 3 pack
362238	8' Awnbrella, 2 pack
362239	10' Awnbrella, 3 pack
362240	10' Awnbrella, 2 pack



Fabric Light Kit



part no.	length	color
674282	15'	Black Plastic
674283	21'	Black Plastic

NOTE: Includes switch and plate



Universal Slide Topper Replacement Fabric



part no.	description
432253	Universal Topper Replacement Fabric - Black 50'
432252	Universal Topper Replacement Fabric - White 50'



Awning Cradle Support



part no.	description
289373	White Support
289374	Black Support

Slider Cradle Support



part no.	description
362947	White Support
328613	Black Support

SOLERA: UNIVERSAL REPLACEMENT FABRICS

1. Measure center of arm to center of arm of the patio awning to correctly order that size fabric.
2. Choose the color of the fabric you desire.
3. Use the chart provided and your measurement of center arm to center arm and vinyl color desired to select your part number. Example: If your measurement from center arm to center arm is 15' then you would select 15' and choose your desired color of vinyl. 1 part number will supply you the correct product.

Quick fact: Do not order fabric replacement size based on the actual awning fabric width as it will arrive too short



All vinyl

- Heavy-duty 13.5 oz fabric
- Cold-crack tested to -25° F
- Nine color choices



Solid Black BKSOLID



White Fade WHWG



Black Fade BKWG



Sand Fade BKWG



Sand Fade WHWG



Silver Fade WHWG



Blue Fade WHWG



Burgundy Fade WHWG



Green Fade WHWG

NOTE: The color of the exposed vinyl in the rolled up position is noted as BKWG meaning black; or WHWG, meaning white

Universal Replacement Fabrics for 8' Projection Vinyl Patio Awnings



width	black fade BKWG	white fade WHWG	sand fade BKWG	sand fade WHWG	solid black BKWG	burgundy fade WHWG	blue fade WHWG	silver fade WHWG	green fade WHWG
10'	V000334336	V000334335	V000334337	V000334346	V000334338	V000334339	V000334340	V000334345	V000345093
11'	V000334341	V000334342	V000334343	V000334344	V000334347	V000334348	V000334351	V000334353	V000345094
12'	V000334355	V000334356	V000334357	V000334358	V000334359	V000334360	V000334361	V000334363	V000345095
13'	V000334364	V000334365	V000334366	V000334367	V000334368	V000334369	V000334370	V000334372	V000345096
14'	V000334373	V000334374	V000334375	V000334376	V000334377	V000334378	V000334379	V000334382	V000345097
15'	V000334383	V000334385	V000334387	V000334388	V000334389	V000334390	V000334391	V000334393	V000345098
16'	V000334394	V000334397	V000334398	V000334399	V000334400	V000334401	V000334402	V000334404	V000345099
17'	V000334405	V000334406	V000334407	V000334408	V000334409	V000334410	V000334411	V000334413	V000345101
18'	V000334415	V000334416	V000334417	V000334418	V000334419	V000334420	V000334421	V000334423	V000345102
19'	V000334424	V000334426	V000334428	V000334429	V000334430	V000334431	V000334432	V000334434	V000345103
20'	V000334435	V000334436	V000334437	V000334438	V000334439	V000334440	V000334441	V000334443	V000345104
21'	V000334444	V000334445	V000334446	V000334447	V000334448	V000334449	V000334450	V000334452	V000345105

NOTE: The color of the exposed vinyl in the rolled up position is noted as BKWG meaning black; or WHWG, meaning white

HOW TO ORDER REPLACEMENT PARTS

Power & Manual Awning Parts (Non-Universal)



Power & Manual Awning Parts (Non-Universal)

part no.	description
643922	Regal Head, Drive Front, Black
643923	Regal Head, Idler Front, Black
643921	Regal Head, Drive Back, Black
643921	Regal Head, Idler Back, Black
643919	Regal Head, Drive Front, White
643920	Regal Head, Idler Front, White
643918	Regal Head, Drive Back, White
643918	Regal Head, Idler Back, White
433389	60 1/2" Short Awning Support Arm Assembly, White
433390	60 1/2" Short Awning Support Arm Assembly, Black
260294	66 1/8" Pitched Awning Support Arm Assembly, White
266169	66 1/8" Pitched Awning Support Arm Assembly, Black
281152	69" Standard Flat Awning Support Arm Assembly, White
281154	69" Standard Flat Awning Support Arm Assembly, Black
289557	Awning Plain Drive Head Front Cover, White
289560	Awning Plain Drive Head Front Cover, Black
289558	Awning Plain Drive Head Back Cover, White
289561	Awning Plain Drive Head Back Cover, Black
289563	Awning Plain Idler Head Front Cover, White
289566	Awning Plain Idler Head Front Cover, Black
289564	Awning Plain Idler Head Back Cover, White
289567	Awning Plain Idler Head Back Cover, Black

part no.	description
289373	Awning Cradle Support, White
289374	Awning Cradle Support, Black
406511	Rollbar Only For 12' Black Awning, Black Tube
422426	Rollbar Only For 14' Black Awning, Black Tube
422429	Rollbar Only For 15' Black Awning, Black Tube
422432	Rollbar Only For 16' Black Awning, Black Tube
422435	Rollbar Only For 18' Black Awning, Black Tube
655972	Rollbar Only For 19' Black Awning, Black Tube
655975	Rollbar Only For 20' Black Awning, Black Tube
422438	Rollbar Only For 21' Black Awning, Black Tube
406513	Rollbar Only For 12' White Awning, Grey Tube
422427	Rollbar Only For 14' White Awning, Grey Tube
422430	Rollbar Only For 15' White Awning, Grey Tube
422433	Rollbar Only For 16' White Awning, Grey Tube
422436	Rollbar Only For 18' White Awning, Grey Tube
655973	Rollbar Only For 19' White Awning, Grey Tube
655976	Rollbar Only For 20' White Awning, Grey Tube
422439	Rollbar Only For 21' White Awning, Grey Tube
280343	Gas Strut 26", 124 lb For Short And Flat Arms
260282	Gas Strut, 124-144 lb For Pitched Arms
275071	Grommet, Diaphragm, .75 ID x 1 OD, Black, For Manual Over-Ride Hole

Manual Awning Parts Only (Non-Universal)




Manual Awning Parts Only (Non-Universal)

part no.	description
271181	Manual Pull Style Awning Drive Head Assembly, White
272067	Manual Pull Style Awning Drive Head Assembly, Black
272397	Manual Pull Style Awning Idler Head Assembly, White
285147	Manual Pull Style Awning Idler Head Assembly, Black
292794	Manual Awning Pull Strap Replacement
344391	Manual Awning Pull Rod-Awning/Window Awning
300029	Manual Crank Style Awning Drive Head Assembly, White
300031	Manual Crank Style Awning Drive Head Assembly, Black
266147	Manual Crank Style Awning Idler Head Assembly, White
273479	Manual Crank Style Awning Idler Head Assembly, Black
300030	Manual Crank Style Awning Hook And Crank Rod, White
351831	Manual Crank Style Awning Drive Head Front Cover, White
351832	Manual Crank Style Awning Drive Head Front Cover, Black
333410	Pull Style Manual to Crank Style Manual Upgrade Kit, White
333411	Pull Style Manual to Crank Style Manual Upgrade Kit, Black
299993	Grommet Diaphragm, 1.625 ID X 1.929 OD, Black, For Manual Crank Hole



292794



300030

HOW TO ORDER REPLACEMENT PARTS

Power Awning Parts (Non-Universal)



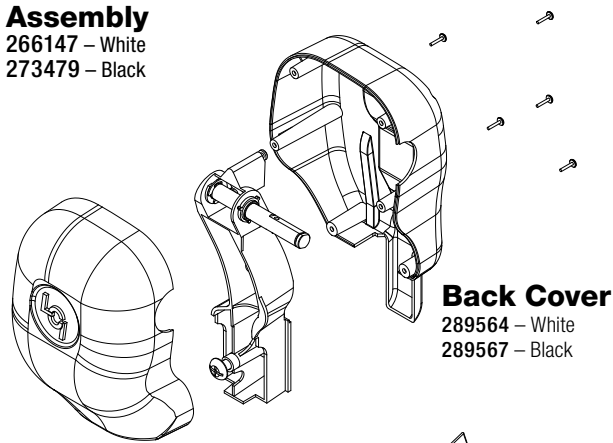
Power Awning Parts (Non-Universal)

part no.	description
373566	Power Awning Replacement Motor
266149	Motor Awning with Manual Override
266146	Power Awning Plain Drive Head Assembly, White
273478	Power Awning Plain Drive Head Assembly, Black
266147	Power Awning Plain Idler Head Assembly, White
273479	Power Awning Plain Idler Head Assembly, Black
342147	Power Awning Speaker Drive Head Assembly, White
342149	Power Awning Speaker Drive Head Assembly, Black
342148	Power Awning Speaker Idler Head Assembly, White
342150	Power Awning Speaker Idler Head Assembly, Black
354181	Power Awning Speaker Drive Head Front Cover, White
354185	Power Awning Speaker Drive Head Front Cover, Black
300005	Power Awning Speaker Drive Head Back Cover, White
300009	Power Awning Speaker Drive Head Back Cover, Black
354186	Power Awning Speaker Idler Head Front Cover, White

part no.	description
354189	Power Awning Speaker Idler Head Front Cover, Black
300007	Power Awning Speaker Idler Head Back Cover, White
300011	Power Awning Speaker Idler Head Back Cover, Black
285499	Power Awning Switch Kit, White
285500	Power Awning Switch Kit, Black
285079	Power Awning Bezel Spacer, White
285077	Power Awning Bezel Spacer, Black
280570	16 GA Power Awning Harness
329250	Manual Pull Style To Power Awning Conversion Kit, White
329251	Manual Pull Style To Power Awning Conversion Kit, Black
337727	Manual Crank Style To Power Awning Conversion Kit, White
337728	Manual Crank Style To Power Awning Conversion Kit, Black
351863	Plain Power Awning To Speaker Head Conversion Kit, White
351864	Plain Power Awning To Speaker Head Conversion Kit, Black

Assembly

266147 – White
273479 – Black

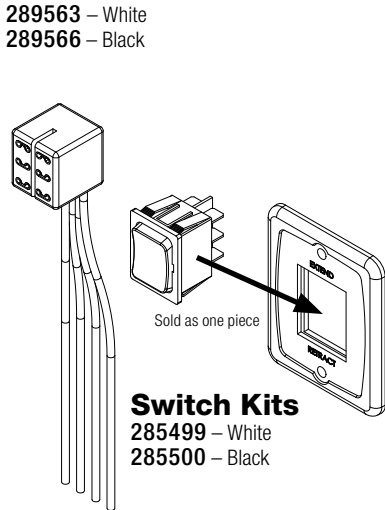


Back Cover

289564 – White
289567 – Black

Front Cover

289563 – White
289566 – Black

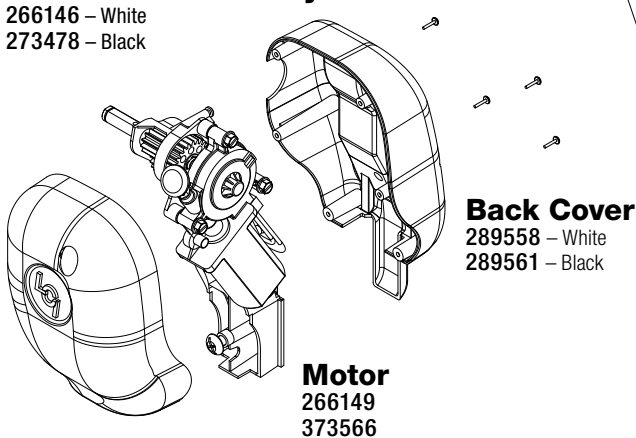


Switch Kits

285499 – White
285500 – Black

Drive Head Assembly

266146 – White
273478 – Black



Back Cover

289558 – White
289561 – Black

Motor

266149
373566

Front Cover

289557 – White
289560 – Black

Arms

433389 – 60-1/2" White
433390 – 60-1/2" Black
260294 – 66-1/8" White
266169 – 66-1/8" Black
281152 – 69" White
281154 – 69" Black

Drive Side

Front of coach/right

Idler Side

Rear of coach/left

Idler Head

Ordering Replacement Arms

There are three types of Solera replacement arms. These arms are universal to both power and manual awnings. Simply measure the length of the wall-mount extrusion from top to bottom.

- Short style arms measure 60-1/2"
- Pitched style arms measure 66-1/8"
- Flat style arms measure 69"



Powerfeed Wiring Harness

373008

NOTES



**The world's fastest growing
RV awning brand**



**LIPPERT
COMPONENTS**