











Flexsteel Style# →	Q3010-500P	Factory Style# →	9069-50P	Date updated →	9/19/2024
Reference Picture	Part Description	Supplier Part#	Model Number	Spec	Flexsteel Part#
	Transformer	KDDY008F-306	KDDY008F-306	Input: AC100-240V~50/60Hz 2.4A Output: 29V/2A 58.0W Output: 29V/4A MAX 116.0W Duty Cycle: Max 10%; 2min ON/18min OFF	LF306TRNS 3000018879
	RAF Power Switch	KDH249-006	KDH249-006	29V, length 96cm	LKDH249006 3000029219
	Y-Splitter	KD 200#	KD 200#	Length 200cm	L0416860 3000019351
	Seat Motor	KDYJT028-003	KDYJT028-003	Max.Load: 800N Speed: 42mm/s Stroke: 326mm	LQ3010BMTR 3000028971
	Seat Mechanism	5017D-1	5017D-1	Metal 85*68*41cm	L1181560 3000019075

	Wood Leg	9069#WL	9069#WL	Rubber Wood Top Layer 80mm Bottom Layer 50mm	L9069#WL 3000028972
	KD Back Connector	KDBC-3	KDBC-3	Metal	L0416919 3000019011
	Plastic Leg	5PL	5PL	Diameter 60*40mm	L0409062 3000019343
	Inner Hexagon Screw for Wood Leg	WL-IHS	WL-IHS	Diameter 8*80mm	L1251950 3000019051
	Wood Leg Plastic Bottom Support	WL-PBS	WL-PBS	Diameter 30 * Diameter 20*H20	L1259850 3000019262
	Back/Arm/Seat C&S in 705-72 / 946-78	Back/Arm/Seat C&S in 705-72 / 946-78	Back/Arm/Seat C&S in 705-72 / 946-78	Leather/PVC	HLC&S 3000018939








Complete
Back/Arm/Seat in
705-72 / 946-78






Complete Back/Arm/Seat
in
705-72 / 946-78




Complete
Back/Arm/Seat in
705-72 / 946-78


Leather/PVC

HLC&S
3000018939



Flexsteel Style# →	Q3010-600P	Factory Style# →	9069-52P	Date updated →	9/19/2024
Reference Picture	Part Description	Supplier Part#	Model Number	Spec	Flexsteel Part#
	Transformer	KDDY008F-306	KDDY008F-306	Input: AC100-240V~50/60Hz 2.4A Output: 29V/2A 58.0W Output: 29V/4A MAX 116.0W Duty Cycle: Max 10%; 2min ON/18min OFF	LF306TRNS 3000018879
	LAF Power Switch	KDH249-005	KDH249-005	29V Length 96cm	LKDH249005 3000029218
	RAF Power Switch	KDH249-006	KDH249-006	29V, Length 96cm	LKDH249006 3000029219
	Y-Splitter	KD 200#	KD 200#	Length 200cm	L0416860 3000019351
	Seat Motor	KDYJT028-003	KDYJT028-003	Max.Load: 800N Speed: 42mm/s Stroke: 326mm	LQ3010BMTR 3000028971

	Seat Mechanism	5017D-1	5017D-1	Metal 85*68*41cm	L1181560 3000019075
	Wood Leg	9069#WL	9069#WL	Rubber Wood Top Layer 80mm Bottom Layer 50mm	L9069#WL 3000028972
	KD Back Connector	KDBC-3	KDBC-3	Metal	L0416919 3000019011
	Plastic Leg	5PL	5PL	Diameter 60*40mm	L0409062 3000019343
	Inner Hexagon Screw for Wood Leg	WL-IHS	WL-IHS	Diameter 8*80mm	L1251950 3000019051

	<p>Wood Leg Plastic Bottom Support</p>	<p>WL-PBS</p>	<p>WL-PBS</p>	<p>Diameter 30 * Diameter 20*H20</p>	<p>L1259850 3000019262</p>
	<p>Back/Arm/Seat C&S in 705-72 / 946-78</p>	<p>Back/Arm/Seat C&S in 705-72 / 946-78</p>	<p>Back/Arm/Seat C&S in 705-72 / 946-78</p>	<p>Leather/PVC</p>	<p>HLC&S 3000018939</p>
	<p>Complete Back/Arm/Seat in 705-72 / 946-78</p>	<p>Complete Back/Arm/Seat in 705-72 / 946-78</p>	<p>Complete Back/Arm/Seat in 705-72 / 946-78</p>	<p>Leather/PVC</p>	<p>HLC&S 3000018939</p>

Flexsteel Style# →	Q3010-620P	Factory Style# →	9069-53P	Date updated →	9/19/2024
Reference Picture	Part Description	Supplier Part#	Model Number	Spec	Flexsteel Part#
	Transformer	KDDY008F-306	KDDY008F-306	Input: AC100-240V~50/60Hz 2.4A Output: 29V/2A 58.0W Output: 29V/4A MAX 116.0W Duty Cycle: Max 10%; 2min ON/18min OFF	LF306TRNS 3000018879
	LAF Power Switch	KDH249-005	KDH249-005	29V Length 96cm	LKDH249005 3000029218
	RAF Power Switch	KDH249-006	KDH249-006	29V, length 96cm	LKDH249006 3000029219
	Y-Splitter	KD 200#	KD 200#	Length 200cm	L0416860 3000019351
	Seat Motor	KDYJT028-003	KDYJT028-003	Max. Load: 800N Speed: 42mm/s Stroke: 326mm	LQ3010BMTR 3000028971

	Seat Mechanism	5017D-1	5017D-1	Metal 85*68*41cm	L1181560 3000019075
	Wood Leg	9069#WL	9069#WL	Rubber Wood Top Layer 80mm Bottom Layer 50mm	L9069#WL 3000028972
	KD Back Connector	KDBC-3	KDBC-3	Metal	L0416919 3000019011
	Plastic Leg	5PL	5PL	Diameter 60*40mm	L0409062 3000019343
	Inner Hexagon Screw for Wood Leg	WL-IHS	WL-IHS	Diameter 8*80mm	L1251950 3000019051
	Wood Leg Plastic Bottom Support	WL-PBS	WL-PBS	Diameter 30 * Diameter 20*H20	L1259850 3000019262

	Back/Arm/Seat C&S in 705-72 / 946-78	Back/Arm/Seat C&S in 705-72 / 946-78	Back/Arm/Seat C&S in 705-72 / 946-78	Leather/PVC	HLC&S 3000018939
	Complete Back/Arm/Seat in 705-72 / 946-78	Complete Back/Arm/Seat in 705-72 / 946-78	Complete Back/Arm/Seat in 705-72 / 946-78	Leather/PVC	HLC&S 3000018939