





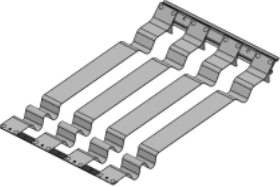









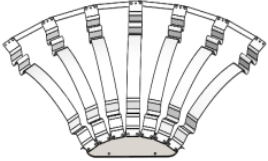

















Flexsteel Style# →	1341-19	Factory Style# →	FSU99007HM-D1.5	Date updated →	4/4/2024
Reference Picture	Part Description	Supplier Part#	Model Number	Spec	Flexsteel Part#
	Extension Cord	Extension Cord	23600001X000	L=1000 mm	LMW1000EXT 3000028718
	Latches In The Back	RMT KD	140700146	RMT 1.0 (KD)	L011WG62 3000019327
	KD Connector between back and seat B - (Left)	KD Connector between back and seat B - (Left)	140700496	3.75	L650KD19 3000024862
	KD Connector between back and seat B - (Right)	KD Connector between back and seat B - (Right)	140700495	3.75	L650KD23 3000024863
	Bottom Steel Rail (front &back) - 31.6	Bottom Steel Rail (front &back) - 31.6	23000050X000	31.6	LMW316BFR 3000028717







	Steel rail sectional connect - Right Left	Steel rail sectional connect - Right Left	141800024 141800046	(A buckle) (B buckle)	LV102950 3000020642
	Base Spring MW102M	MW102M	710100001	552.1 / 330.2	M W102 3000020717
	Base Spring 25073M	25073M	710100010	25073M	25073 3000019311
	Tapping Screw Plastic Glider	Tapping Screw Plastic Glider	24710003X000	31*11MM	LV509172 3000020666
	1341-19 Back/Seat C&S in 911-72	1341-19 Back/Seat C&S in 911-72	1341-19 Back/Seat C&S in 911-72	Softee Caramel 3707 Leather/PVC	MWC&S 3000018893
	1341-19 Back/Seat C&S in 911-02	1341-19 Back/Seat C&S in 911-02	1341-19 Back/Seat C&S in 911-02	Softee Grey 3701 Leather/PVC	MWC&S 3000018893

Flexsteel Style# →	1341-23	Factory Style# →	FSU99007HM-C	Date updated →	4/4/2024
Reference Picture	Part Description	Supplier Part#	Model Number	Spec	Flexsteel Part#
	Sectional Connect on Bottom Rail - Screw - White Zinc	Connector	23000048X000140100338	M6×33×17	LV502972 3000020660
	Middle Black Foot with M8 Screw	M8	24710009X000	1" with Screw M8	L6509019 3000024861
	Latches In The Back	RMT KD	140700146	RMT 1.0 (KD)	L011WG62 3000019327
	KD connector between back and seat B - (Left)	KD connector between back and seat B - (Left)	140700496	3.75	L650KD19 3000024862
	KD connector between back and seat B - (Right)	KD connector between back and seat B - (Right)	140700495	3.75	L650KD23 3000024863

	Steel rail sectional connect Right Left	Steel rail sectional connect - Right Left	710100002	552.1 / 330.2	M W105 3000024977
	Base Spring MF1464M	MF146M	710100008	MF146M	MF146M 3000025018
	Base Spring 25073M	25073M	710100010	25073M	25073 3000019311
	1341-19 Back/Seat C&S in 911-72	1341-19 Back/Seat C&S in 911-72	1341-19 Back/Seat C&S in 911-72	Softee Caramel 3707 Leather/PVC	MWC&S 3000018893
	1341-19 Back/Seat C&S in 911-02	1341-19 Back/Seat C&S in 911-02	1341-19 Back/Seat C&S in 911-02	Softee Grey 3701 Leather/PVC	MWC&S 3000018893

Flexsteel Style# →	1341-57PH	Factory Style# →	FSU99007HM-AR1.5-1ZGEH-Z	Date updated →	4/4/2024
Reference Picture	Part Description	Supplier Part#	Model Number	Spec	Flexsteel Part#
	Transformer	Transformer Output: 29V/2A 58.0W	141600642	29V/2A 58.0W	LV941964 3000020704
	Power Switch	7-Button Switch with USB and Type-C power Port	23300307X000	5V	LMW7BTNSW 3000028585
	Y-Splitter	Y-Splitter	141500232	1.06M	L0114350 3000019241
	Headrest Motor R811T11172026	RMT Stroke 45 Headrest Motor	141600626	24V/2.1A/50W Stroke: 45mm	L0111650 3000019315
	Motor R8123K2S40333	Motor R8123K2S40333	141600631	R8123K2S40333	LV941464 3000020702

	Steel rail sectional connect - Right Left	Steel rail sectional connect - Right Left	141601086	24V/2.1A/50W	LMWLBMTR86 3000028586
	Seat Mechanism	30M17-2 Mech	26100260X000	Metal 63*68*41cm	L0111550 3000019314
	Headrest Mechanism	1546-2 mech	140600028	Metal 46*36*27cm	LV943464 3000020705
	Lumbar Mechanism	1558 lumbar mech	140301758	Metal 23*18*13cm	LMWLBMCH58 3000028587
	Latches In The Back	RMT KD	140700146	RMT 1.0 (KD)	L011WG62 3000019327
	Socket	Socket Connected to DC without Light	23200027X000	29 V/2A	LV948762 3000020711

	Bottom Steel rail (front & back) - 31.6	Bottom Steel rail (front & back) - 31.6	23000050X000	31.6	LMW316BFR 3000028717
	Steel Rail Sectional Connect - Right Left	Steel Rail Sectional Connect - Right Left	141800024 141800046	(A buckle) (B buckle)	LV102950 3000020642
	Tapping Screw Plastic Glider	Tapping Screw Plastic Glider	24710003X000	31*11MM	LV509172 3000020666
	Base Spring MW102M	MW102M	710100001	552.1 / 330.2	M W102 3000020717
	Base spring 25073M	25073M	710100010	25073M	25073 3000019311
	1341-57PH Back/Arm/Seat C&S in 911-72	1341-57PH Back/Arm/Seat C&S in 911-72	1341-57PH Back/Arm/Seat C&S in 911-72	Softee Caramel 3707 Leather/PVC	MWC&S 3000018893








1341-57PH
Back/Arm/Seat C&S
in 911-02



1341-57PH
Back/Arm/Seat C&S
in 911-02

1341-57PH
Back/Arm/Seat C&S
in 911-02

Softee Grey 3701
Leather/PVC

MWC&S
3000018893

Flexsteel Style# →	1341-58PH	Factory Style# →	FSU99007HM-AL1.5-1ZGEH-Z	Date updated →	4/4/2024
Reference Picture	Part Description	Supplier Part#	Model Number	Spec	Flexsteel Part#
	Transformer	Transformer Output: 29V/2A 58.0W	141600642	29V/2A 58.0W	LV941964 3000020704
	Power Switch	7-button Switch with USB and Type-C Power Port	23300307X000	5V	LMW7BTNSW 3000028585
	Y-Splitter	Y-Splitter	141500232	1.06M	L0114350 3000019241
	Headrest Motor R811T11172026	RMT Stroke 45 Headrest Motor	141600626	24V/2.1A/50W Stroke: 45mm	L0111650 3000019315
	Motor R8123K2S40333	Motor R8123K2S40333	141600631	R8123K2S40333	LV941464 3000020702

	Steel rail sectional connect - Right Left	Steel rail sectional connect - Right Left	141601086	24V/2.1A/50W	LMWLBMTR86 3000028586
	Seat Mechanism	30M17-2 Mechanism	26100260X000	Metal 63*68*41cm	L0111550 3000019314
	Headrest Mechanism	1546-2 Mechanism	140600028	Metal 46*36*27cm	LV943464 3000020705
	Lumbar Mechanism	1558 lumbar mech	140301758	Metal 23*18*13cm	LMWLBMCH58 3000028587
	Latches In The Back	RMT KD	140700146	RMT 1.0 (KD)	L011WG62 3000019327
	Socket	Socket Connected to DC without Light	23200027X000	29 V/2A	LV948762 3000020711

	<p>Tapping Screw Plastic Glider</p>	<p>Tapping Screw Plastic Glider</p>	<p>24710003X000</p>	<p>31*11MM</p>	<p>LV509172 3000020666</p>
	<p>Bottom Steel Rail (Front & Back) - 31.6</p>	<p>Bottom Steel Rail (Front & Back) - 31.6</p>	<p>23000050X000</p>	<p>31.6</p>	<p>LMW316BFR 3000028717</p>
	<p>Steel Rail Sectional Connect - Right Left</p>	<p>Steel Rail Sectional Connect - Right Left</p>	<p>141800024 141800046</p>	<p>(A buckle) (B buckle)</p>	<p>LV102950 3000020642</p>
	<p>Base Spring MW102M</p>	<p>MW102M</p>	<p>710100001</p>	<p>552.1 / 330.2</p>	<p>M W102 3000020717</p>
	<p>Base spring 25073M</p>	<p>25073M</p>	<p>710100010</p>	<p>25073M</p>	<p>25073 3000019311</p>
	<p>1341-58PH Back/Arm/Seat C&S in 911-72</p>	<p>1341-58PH Back/Arm/Seat C&S in 911-72</p>	<p>1341-58PH Back/Arm/Seat C&S in 911-72</p>	<p>Softere Caramel 3707 Leather/PVC</p>	<p>MWC&S 3000018893</p>








1341-58PH
Back/Arm/Seat C&S
in 911-02







1341-58PH
Back/Arm/Seat C&S
in 911-02


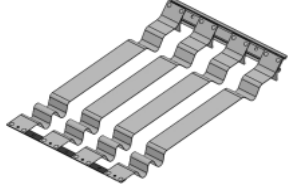



1341-58PH
Back/Arm/Seat C&S
in 911-02






Softee Grey 3701
Leather/PVC







MWC&S
3000018893




Flexsteel Style# →	1341-59PH	Factory Style# →	FSU99007HM-D1.5-1ZGEH-Z	Date updated →	4/4/2024
Reference Picture	Part Description	Supplier Part#	Model Number	Spec	Flexsteel Part#
	Power Switch	Gourd-Type Six-Button Center Switch	23300355x000	5V	LMW59PHSW 3000028716
	Headrest Motor R811T11172026	RMT Stroke 45 Headrest Motor	141600626	24V/2.1A/50W Stroke: 45mm	L0111650 3000019315
	Motor R8123K2S40333	Motor R8123K2S40333	141600631	R8123K2S40333	LV941464 3000020702
	Lumbar Motor R811T21187045	1558 Lumbar Motor	141601086	24V/2.1A/50W	LMWLBMTR86 3000028586
	Seat Mechanism	30M17-2 Mechanism	26100260X000	Metal 63*68*41cm	L0111550 3000019314

	Steel rail sectional connect - Right Left	Steel rail sectional connect - Right Left	140600028	Metal 46*36*27cm	LV943464 3000020705
	Lumbar Mechanism	1558 Lumbar Mechanism	140301758	Metal 23*18*13cm	LMWLBMCH58 3000028587
	Latches In The Back	RMT KD	140700146	RMT 1.0 (KD)	L011WG62 3000019327
	Y-Splitter	Y-Splitter	141500232	1.06M	L0114350 3000019241
	Tapping Screw Plastic Glider	Tapping Screw Plastic Glider	24710003X000	31*11MM	LV509172 3000020666
	Bottom Steel Rail (front &back)-31.6	Bottom Steel Rail (front &back)-31.6	23000050X000	31.6	LMW316BFR 3000028717

	Steel Rail Sectional Connect - Right Left	Steel Rail Sectional Connect - Right Left	141800024 141800046	(A buckle) (B buckle)	LV102950 3000020642
	Base Spring MW102M	MW102M	710100001	552.1 / 330.2	M W102 3000020717
	Base Spring 25073M	25073M	710100010	25073M	25073 3000019311
	1341-59PH Back/Seat C&S in 911-72	1341-59PH Back/Seat C&S in 911-72	1341-59PH Back/Seat C&S in 911-72	Softee Caramel 3707 Leather/PVC	MWC&S 3000018893
	1341-59PH Back/Seat C&S in 911-02	1341-59PH Back/Seat C&S in 911-02	1341-59PH Back/Seat C&S in 911-02	Softee Grey 3701 Leather/PVC	MWC&S 3000018893

Flexsteel Style# →	1341-72	Factory Style# →	FSU99007HM-TC-BWC	Date updated →	4/4/2024
Reference Picture	Part Description	Supplier Part#	Model Number	Spec	Flexsteel Part#
	Hinge	Hinge	140700424	110°	LV944094 3000020706
	Cupholder Insert	Cupholder	141300102	9cm*9cm*9cm	L0111864 3000019317
	Wood-grain Wireless Charger	Wireless Charger	141600729	28cm*15cm*7.5cm	LMWWLSCHR 3000028588
	USB A C Module	USB A C module	23300373X000	46mm*56mm*27mm	LMWUSMCA 3000028589
	Middle Black Foot with M8 Screw	M8	24710009X000	1" with Screw M8	L6509019 3000024861

	Steel rail sectional connect - Right Left	Steel rail sectional connect - Right Left	24710014X000	75mm x90mmx110mm	LV508872 3000020664
	Console Lid	HC-001-HC	24500000X000	28cm*34cm*1.5cm	LMWCONLID 3000028590
	Sec Connect on Bottom Rail - Screw - White Zinc	Sec Connect on Bottom Rail - Screw - White Zinc	23000048X000 140100338	Sec Connect on Bottom Rail - Screw - White Zinc	LV502972 3000020660
	Black Hinge	Black Hinge	140700616	125*76MM	LMWCONHNG 3000028591
	Latches In The Back	RMT KD	140700146	RMT 1.0 (KD)	L011WG62 3000019327
	KD Connector Between Back and Seat B - (Left)	KD Connector Between Back and Seat B - (Left)	140700496	3.75	L650KD19 3000024862

	<p>KD Connector Between Back and Seat B - (Right)</p>	<p>KD Connector Between Back and Seat B - (Right)</p>	<p>140700495</p>	<p>3.75</p>	<p>L650KD23 3000024863</p>
	<p>1341-19 Back/Seat C&S in 911-72</p>	<p>1341-19 Back/Seat C&S in 911-72</p>	<p>1341-19 Back/Seat C&S in 911-72</p>	<p>Softee Caramel 3707 Leather/PVC</p>	<p>MWC&S 3000018893</p>
	<p>1341-19 Back/Seat C&S in 911-02</p>	<p>1341-19 Back/Seat C&S in 911-02</p>	<p>1341-19 Back/Seat C&S in 911-02</p>	<p>Softee Grey 3701 Leather/PVC</p>	<p>MWC&S 3000018893</p>