

# JACK & JUNE

## ANCHOR KIT JJ-ANC-KIT

# ESCALADE<sup>®</sup> SPORTS

Please Do Not Return This Product To The Store!

Contact Escalade<sup>®</sup> Sports customer service department at:

Phone: 1-800-GO-SWING Toll - Free !

Fax: 1-866-873-3536 Toll - Free !

Website: www.escaladesports.com

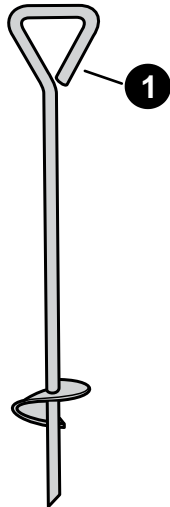
Escalade Sports

Physical Location: Mailing Address: (Correspondence Only)

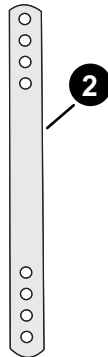
817 Maxwell Ave. PO Box 889

Evansville, IN 47711 Evansville, IN 47706

### PARTS LIST (NOT ACTUAL SIZE)

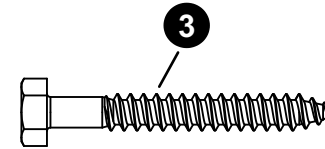


ANCHOR  
4A-8596-00  
(QTY. 4)

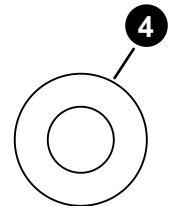


ANCHOR STRAP  
4A-8597-00  
(QTY. 4)

### INCLUDED HARDWARE (ACTUAL SIZE)



5/16" X 1- 1/2" LAG BOLT  
PG-HW-L020  
(QTY. 4)



5/16" FLAT WASHER  
PG-HW-W003  
(QTY. 4)

# ANCHOR INSTRUCTIONS

## Instructions for anchoring a playset or swings

**Step 1:** Determine the final location of your playset or swing set location.

**Step 2:** Place the **anchors** adjacent to the base and near the corners of your **playset** as shown in **Detail A** or at the bottom of the legs on **swing sets** as shown in **Detail B**, then twist the auger-style anchor into the ground until only the loop is exposed.

**Step 3:** Place the **anchor strap** through the loop of the anchor and secure it to the unit with a lag screw and washer as shown in **Detail A** or **Detail B**.

**NOTE:** Attach the strap to the unit with as little play as possible using whichever holes in the strap that work best.

