

Sensorflo® AC Powered Lavatory Faucet

MODELS:

- ❑ S-9200-CA-E: Gooseneck faucet.
- ❑ S-9201-CA-E: Gooseneck faucet, under counter mechanical mixer with built-in backflow check valves.
- ❑ S-9210-CA-E: Gooseneck faucet with 4 in. deck plate.
- ❑ S-9211-CA-E: Gooseneck faucet with 4 in. deck plate, under counter mechanical mixer with built-in backflow check valves.
- ❑ S-9220-CA-E: Gooseneck faucet with 8 in. deck plate.
- ❑ S-9221-CA-E: Gooseneck faucet with 8 in. deck plate, under counter mechanical mixer with built-in backflow check valves.

FEATURES:

- Brass housing and brass spout.
- Solenoid with built-in filter.
- UL/CSA approved transformer 120 VAC to 12 VDC with waterproof connectors.
- 120-second time out feature.
- Lead-free construction.
- Water conserving vandal-resistant flow control reduces flow to 0.5 gpm (1.89 L/min).
- NOTE: stainless steel flexible supply hose(s), 3/8 in. compression, to supply stop(s) not included, see add-ons below.

COMPLIANCE:

- ASME A112.18.1/CSA B125.1 certified
- NSF 61 certified
- NSF 372 certified

FINISH:



PC

ADD-ONS:

- 0.5 gpm Boca spray outlet & 1.5 gpm laminar flow outlet kit
- Two (2) stainless steel flexible supply hoses to supply stops
- One (1) stainless steel hose for tempered water systems (S-9210, 9200, 9220 only)
- Under counter thermostatic mixing valve (S-9210, 9200, 9220 only)
- Tee with integral check valves (S-9210, 9200, 9220 only)
- 1.2 gpm laminar flow outlet
- 1.2 gpm aerator

OPTION:

- Add suffix to model #
- Less transformer

WARRANTY:

- 5 Year Limited

S-9200-CA-E
S-9201-CA-E



S-9210-CA-E
S-9211-CA-E



S-9220-CA-E
S-9221-CA-E



❑ A-BOLF

❑ A-HS

❑ -HTS

❑ A-TMV

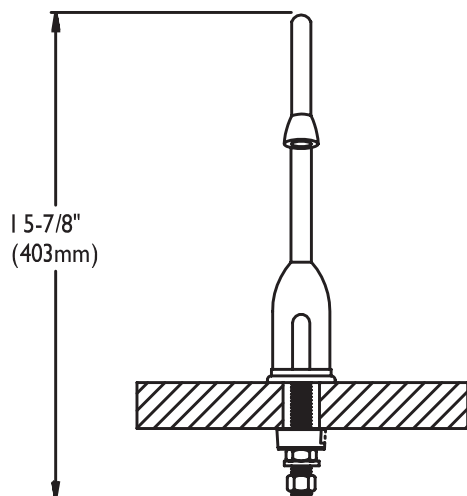
❑ A-TEE

❑ A-ELF

❑ A-EA12

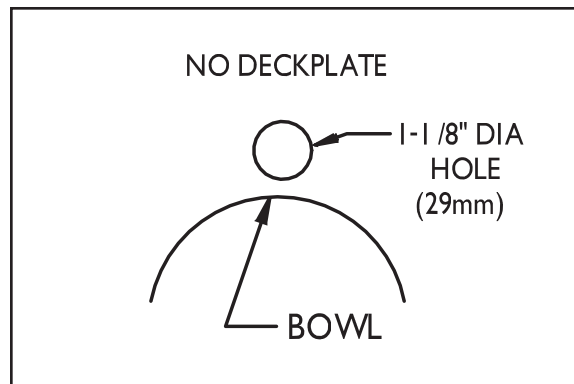
❑ -LT

DIMENSIONS: NOTE: 1. All dimensions are in inches (millimeters) unless otherwise specified and are subject to change without notice.
2. Inlet is 3/8" compression with male threads. Position faucet as close to the edge of the sink as possible.



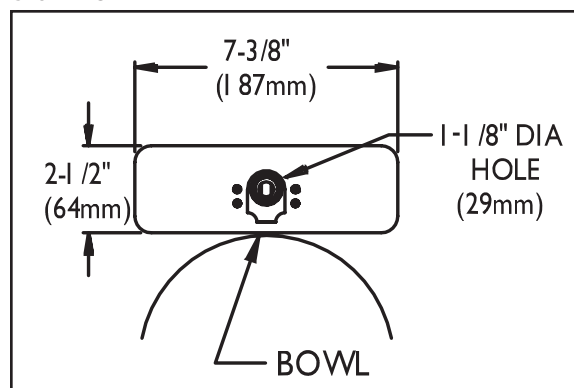
S-9200-CA-E

S-9201-CA-E



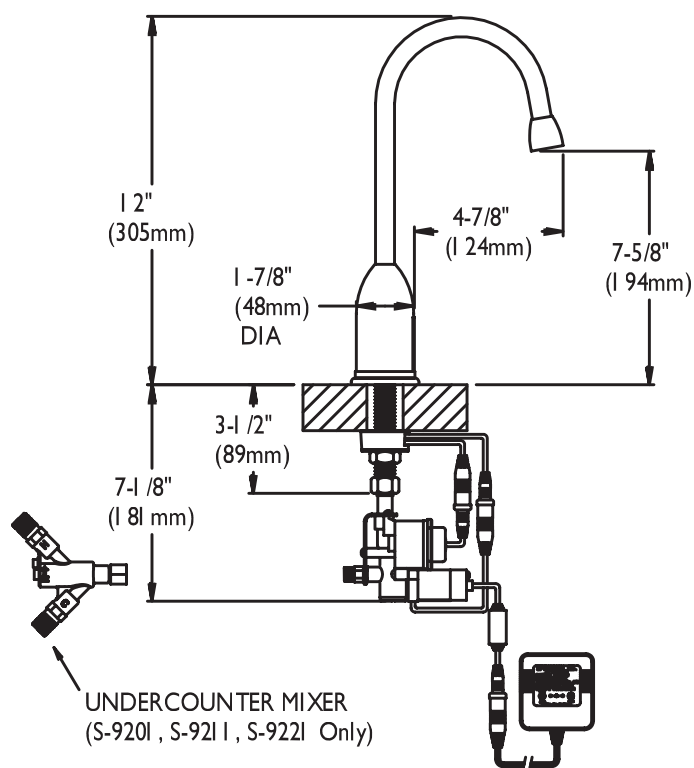
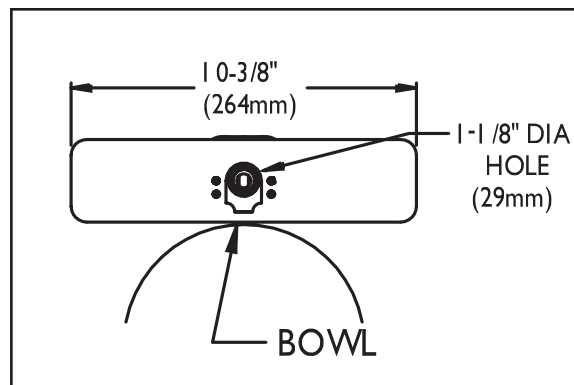
S-9210-CA-E

S-9211-CA-E



S-9220-CA-E

S-9221-CA-E



Sensorflo® AC Powered Lavatory Faucet

MODELS:

- ❑ S-9212-CA-E: Gooseneck faucet, above-counter mechanical mixer with 4 in. deck plate.
- ❑ S-9222-CA-E: Gooseneck faucet, above-counter mechanical mixer with 8 in. deck plate.

FEATURES:

- Brass housing and brass spout.
- Solenoid with built-in filter.
- UL/CSA approved transformer 120 VAC to 12 VDC with waterproof connectors.
- Lead-free construction.
- 120-second time out feature.
- Water conserving vandal-resistant flow control reduces flow to 0.5 gpm (1.89 L/min).
- NOTE: stainless steel flexible supply hose(s), 3/8 in. compression, to supply stop(s) not included, see add-ons below.

COMPLIANCE:

- ASME A112.18.1/CSA B125.1 certified
- NSF 61 certified
- NSF 372 certified

FINISH:



PC

ADD-ONS:

- 0.5 gpm Boca spray outlet & 1.5 gpm laminar flow outlet kit
- Two (2) stainless steel flexible supply hoses to supply stops
- Under counter thermostatic mixing valve
- 1.2 gpm laminar flow outlet
- 1.2 gpm aerator

OPTION:

- Add suffix to model #

WARRANTY:

- 5 Year Limited

S-9212-CA-E



S-9222-CA-E



❑ A-BOLF

❑ A-HS

❑ A-TMV

❑ A-ELF

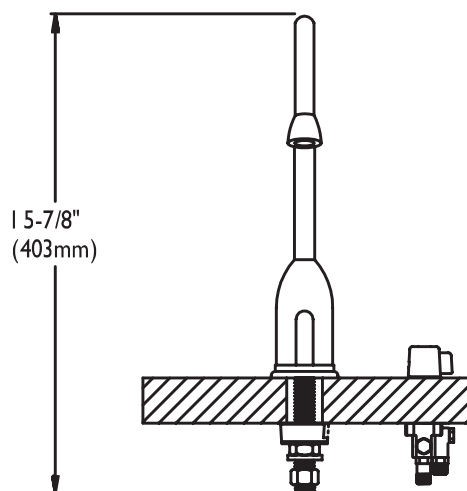
❑ A-EA12

❑ -LT

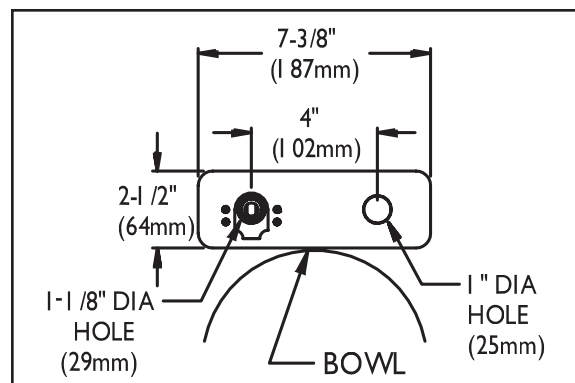


C®

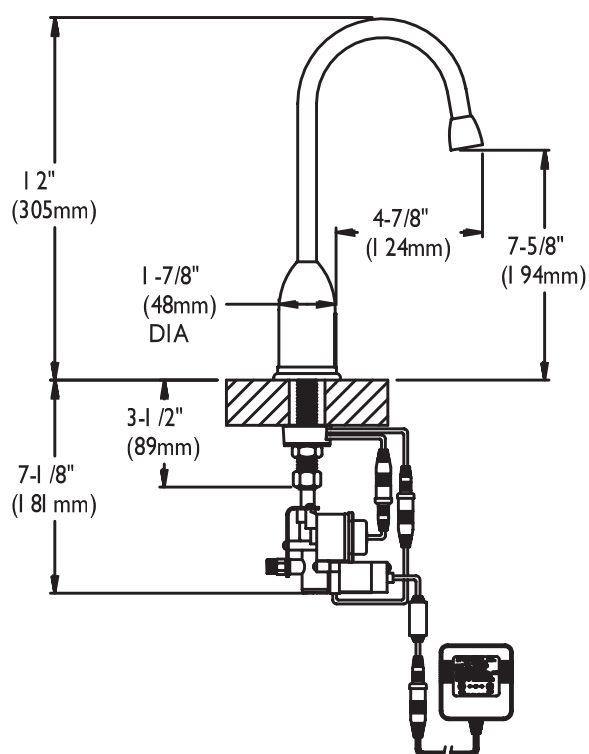
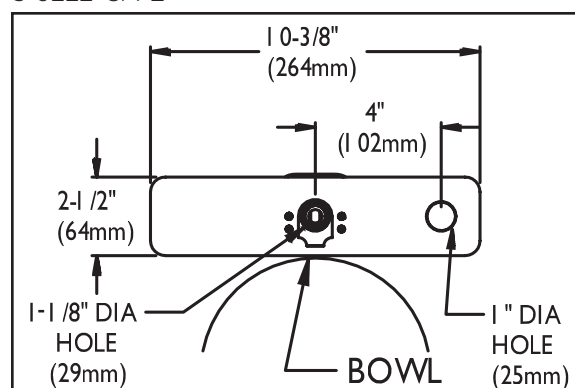
DIMENSIONS: NOTE: 1. All dimensions are in inches (millimeters) unless otherwise specified and are subject to change without notice.
2. Inlet is 3/8" compression with male threads. Position faucet as close to the edge of the sink as possible.



S-9212-CA-E



S-9222-CA-E



Sensorflo® AC Powered Lavatory Faucet

MODELS:

- ❑ S-9217-CA-E: Gooseneck faucet, manual override valve with 4 in. deck plate.
- ❑ S-9218-CA-E: Gooseneck faucet, manual override valve with 4 in. deck plate, under counter mechanical mixer with built-in backflow check valves.
- ❑ S-9227-CA-E: Gooseneck faucet, manual override valve with 8 in. deck plate.
- ❑ S-9228-CA-E: Gooseneck faucet, manual override valve with 8 in. deck plate, under counter mechanical mixer with built-in backflow check valves.

FEATURES:

- Brass housing and brass spout.
- Solenoid with built-in filter.
- UL/CSA approved transformer 120 VAC to 12 VDC with waterproof connectors.
- Lead-free construction.
- 120-second time out feature.
- Water conserving vandal-resistant flow control reduces flow to 0.5 gpm (1.89 L/min).
- NOTE: stainless steel flexible supply hose(s), 3/8 in. compression, to supply stop(s) not included, see add-ons below.

COMPLIANCE:

- ASME A112.18.1/CSA B125.1 certified
- NSF 61 certified
- NSF 372 certified

FINISH:



PC

ADD-ONS:

- 0.5 gpm Boca spray outlet & 1.5 gpm laminar flow outlet kit
- Two (2) stainless steel flexible supply hoses to supply stops
- One (1) stainless steel hose for tempered water systems (S-9217, 9227 only)
- Under counter thermostatic mixing valve (S-9217, 9227 only)
- 1.2 gpm laminar flow outlet
- 1.2 gpm aerator

- ❑ A-BOLF
- ❑ A-HS
- ❑ A-HTS
- ❑ A-TMV
- ❑ A-ELF
- ❑ A-EA12

OPTION: Add suffix to model

- Less transformer

- ❑ -LT

WARRANTY:

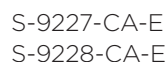

- 5 Year Limited

S-9217-CA-E
S-9218-CA-E



S-9227-CA-E
S-9228-CA-E





SPEAKMAN
400 ANCHOR MILL ROAD
NEW CASTLE, DE 19720

P: 800-537-2107
F: 800-977-2747
W: WWW.SPEAKMAN.COM
R: OCTOBER 2017

SPEAKMAN® S-9229-CA-E

Sensorflo® AC Powered Lavatory Faucet

FEATURES:

- Brass housing and brass spout.
- Solenoid with built-in filter.
- Above-counter mechanical mixer.
- Manual override valve.
- UL/CSA approved transformer 120 VAC to 12 VDC with waterproof connectors.
- 120-second time out feature.
- Includes 8 in. deck plate.
- Lead-free construction.
- Water conserving vandal-resistant flow control reduces flow to 0.5 gpm (1.89 L/min).
- NOTE: stainless steel flexible supply hose(s), 3/8 in. compression, to supply stop(s) not included, see add-ons below.

COMPLIANCE:

- ASME A112.18.1/CSA B125.1 certified
- NSF 61 certified
- NSF 372 certified

FINISH:



PC

ADD-ONS:

- 0.5 gpm Boca spray outlet & 1.5 gpm laminar flow outlet kit
- Two (2) stainless steel flexible supply hoses to supply stops
- Under counter thermostatic mixing valve
- 1.2 gpm laminar flow outlet
- 1.2 gpm aerator

☐ A-BOLF

☐ A-HS

☐ A-TMV

☐ A-ELF

☐ A-EA12

OPTION: Add suffix to model

- Less transformer

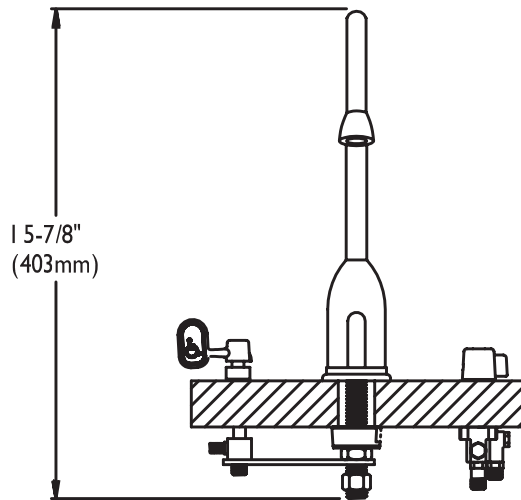
☐ -LT

WARRANTY:

- 5 Year Limited



DIMENSIONS: NOTE: 1. All dimensions are in inches (millimeters) unless otherwise specified and are subject to change without notice.
2. Inlet is 3/8" compression with male threads. Position faucet as close to the edge of the sink as possible.



S-9229-CA-E

