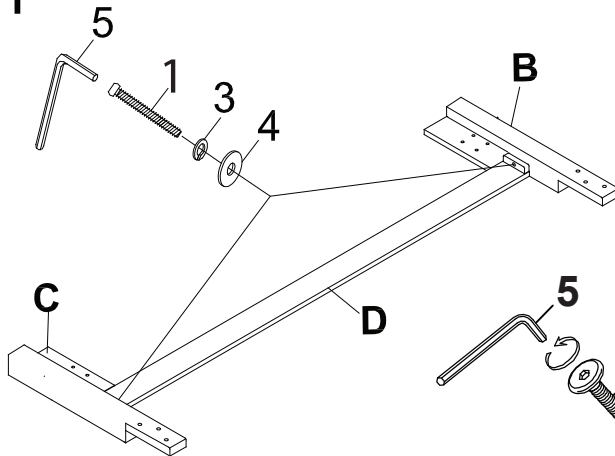


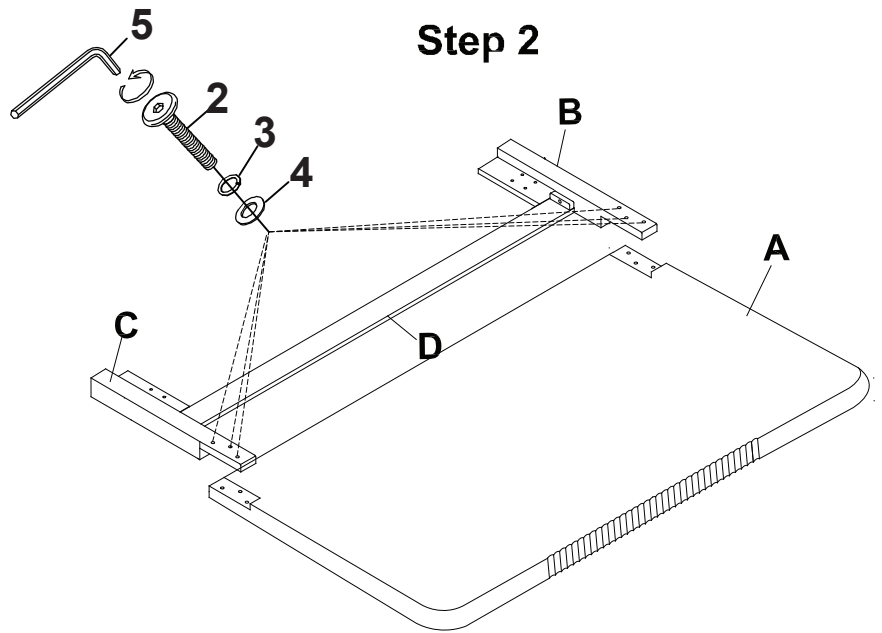
Thank you for purchasing this quality product from A.R.T. Furniture. Be sure to check all packing material for parts which may have come loose inside the carton during shipment. Identify and count all parts and compare with the parts list below.











Note: Some furniture is heavy, it is recommended that two people assembly this item to avoid injury or damage.









Step 1



Step 2



| No. | Hardware List | | Qt. |
|-----|---|---|-----|
| 1 |  | $\frac{5}{16}$ " x $1\frac{3}{4}$ " Bolt | 2 |
| 2 |  | $\frac{5}{16}$ " x $2\frac{1}{4}$ " Bolt | 6 |
| 3 |  | $\frac{5}{16}$ " Lock Washer | 16 |
| 4 |  | $\frac{5}{16}$ " Flat Washer | 8 |
| 5 |  | 5mm Allen | 1 |
| 6 |  | #8 x 28mm Screws | 10 |
| 7 |  | $\frac{5}{16}$ " x $3\frac{3}{8}$ " Threaded bolt | 8 |
| 8 |  | $\frac{5}{16}$ " Half moon washer | 8 |
| 9 |  | $\frac{5}{16}$ " Nut | 8 |
| 10 |  | 12mm Wrench | 1 |

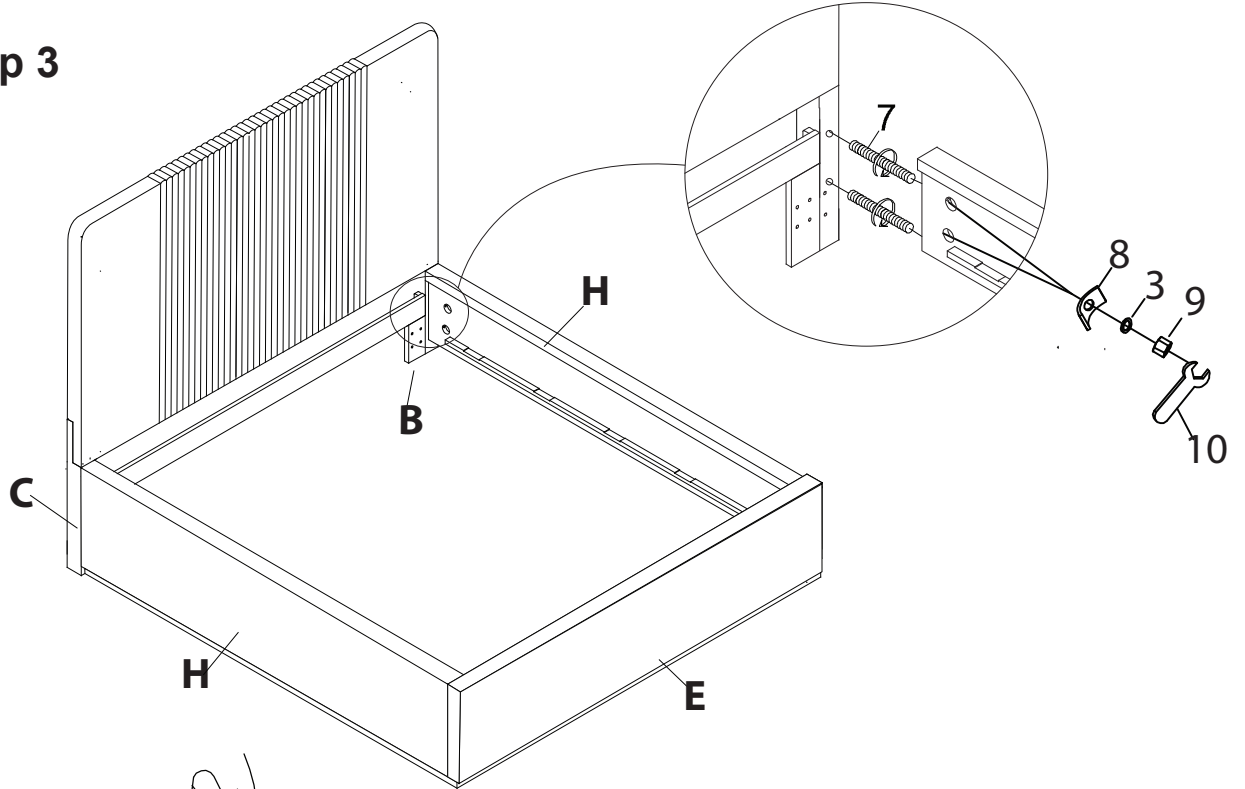
| No. | Parts List | | Qt. |
|-----|---|--------------|-----|
| A |  | Headboard | 1 |
| B |  | Right Leg | 1 |
| C |  | Left Leg | 1 |
| D |  | Stretcher | 1 |
| E |  | Footboard | 1 |
| F |  | Slats | 5 |
| G |  | Support legs | 5 |
| H |  | Side Rails | 2 |



A.R.T. FURNITURE ASSEMBLY INSTRUCTIONS

5/0 Uph. Panel Bed
6/6-6/0 Uph. Panel Bed
289125 -1017
289126 -1017

Step 3



Step 4

