

Sticky Wall Art



BUTTERFLY

Build creative confidence with this simple multi-textured craft project – A great way to practice fine motor skills, color recognition and sensory development.

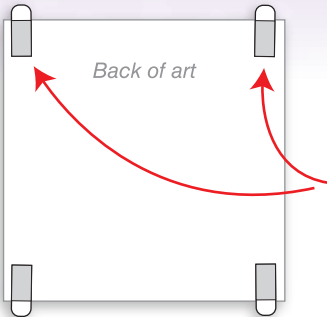
SET UP

Adult assistance required for set up and removal:

IMPORTANT: Hanging strips are safe to use on **most** painted walls, wood, glass, tile, and metal. **They are not recommended for use on wallpaper, brick, or textured surfaces.**


• If you are unsure, use a child-safe surface like a laminate countertop or easel for this activity.

Note: Hanging strips are not repositionable.



- Locate a smooth wall and determine a good height for crafting.
- Separate the hanging strips.
- Lay artwork print-side down on a clean flat surface.
- Adhere hanging strips to the corners.
- Remove the release paper from the **top 2** hanging strips.

- Holding the paper as flat as possible, stick the top of the artwork against the wall. Press firmly.
- Remove the bottom release papers, one at a time.
- Smooth the paper towards the bottom corners and press firmly.



WARNING:
CHOKING HAZARD - Small parts.
Not for Children under 3 years.

DECORATE

Empty the craft components into a bowl or tray. Remove the clear film from the front of the artwork. Encourage your child to freely fill in the sticky areas with different colors, textures, and craft materials. Press firmly.

Try this:

“**Tell me about your picture**” Using open-ended questions, ask your child to describe their work of art.

“**Craft and Seek**” Take turns calling out colors, shapes and textures. Ask each other to locate them.

These fun activities will help build your child’s vocabulary and creative confidence.



HANGING STRIP REMOVAL

Important: Failure to follow instructions carefully may cause damage.

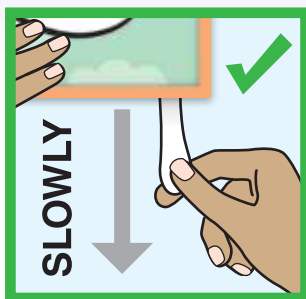
Hold artwork firmly. Slowly stretch the strips straight against the wall.

They will stretch as they gently release from your wall.

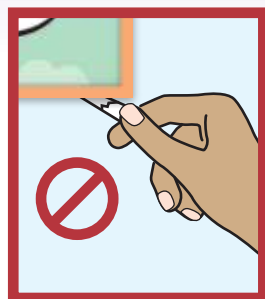
YES

Always pull straight down.

Never pull the strip towards you.



NO



Loved this kit?

Look for more Sensory kits at www.creativityforkids.com

www.CreativityforKids.com

#6356000
Sensory Sticky Wall Art - Butterfly
© Faber-Castell USA, Inc.
Cleveland, Ohio 44125
www.fabercastell.com
Designed in USA
Made in China
Non-toxic Safe for children

Need Help?

Call Toll-Free: 800-311-8684

e-mail: consumer@fabercastell.com

Chat or view FAQs & INFO online:

www.creativityforkids.com

