


# CAST ALUMINUM PATIO BENCH YUK-815


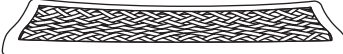
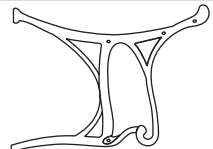
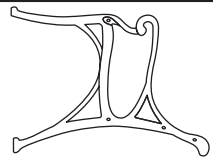




Review all assembly and care information before using this product. Save this manual for future reference.  
**Assemble components on a soft, clean surface to avoid damaging the finish.**



**615  
pounds**  
279 kg  
Weight Capacity

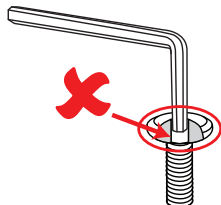
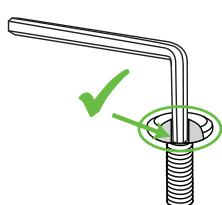


Inspect packaging to ensure all parts are accounted for before disposing of packing materials.  
Save the packing slip.

No.	PARTS	QTY.
A	 Backrest	1
B	 Seat	1
C	 Right Arm	1
D	 Left Arm	1
E	 M6x35mm Bolt	4
F	 M6x25mm Bolt	4
G	 Washer	4
H	 Nut	4

## ⚠ WARNING ⚠



**CHOKING HAZARD** — This item contains small parts that can be swallowed. Keep children and pets away during assembly.



**TIP:** Always fully insert the hex key inside the designated notch on the bolt head.

If the hex key is not fully inside the notch, the hex key could slip out, causing damage to the bolt head. Repeated hex key slipping will cause the notch to become rounded, making it difficult or impossible to tighten the bolt with the hex key.

### INCLUDED TOOLS

	Hex Key
	Spanner

# ASSEMBLY

Review all steps and understand assembly before beginning.

**Do not fully tighten hardware until all components have been loosely assembled.**

## STEP 1

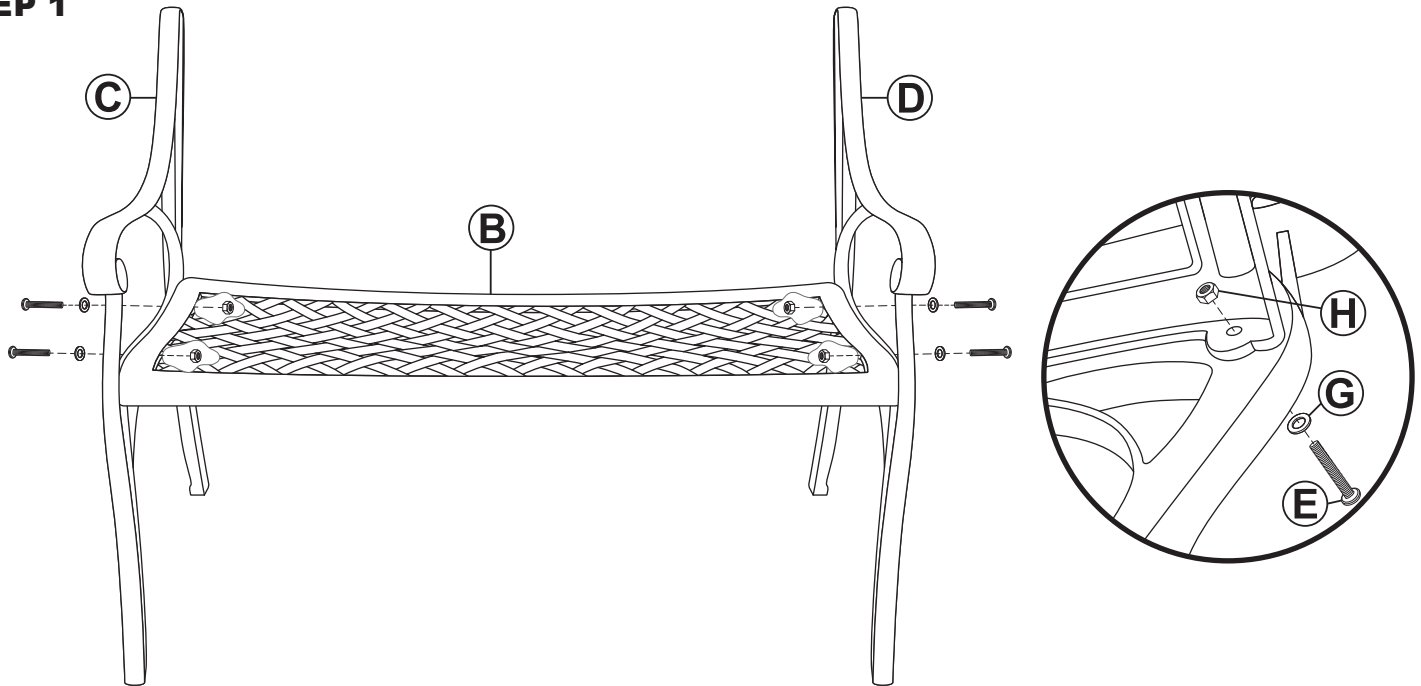
B: 1

C: 1

E: 4

G: 4

H: 4



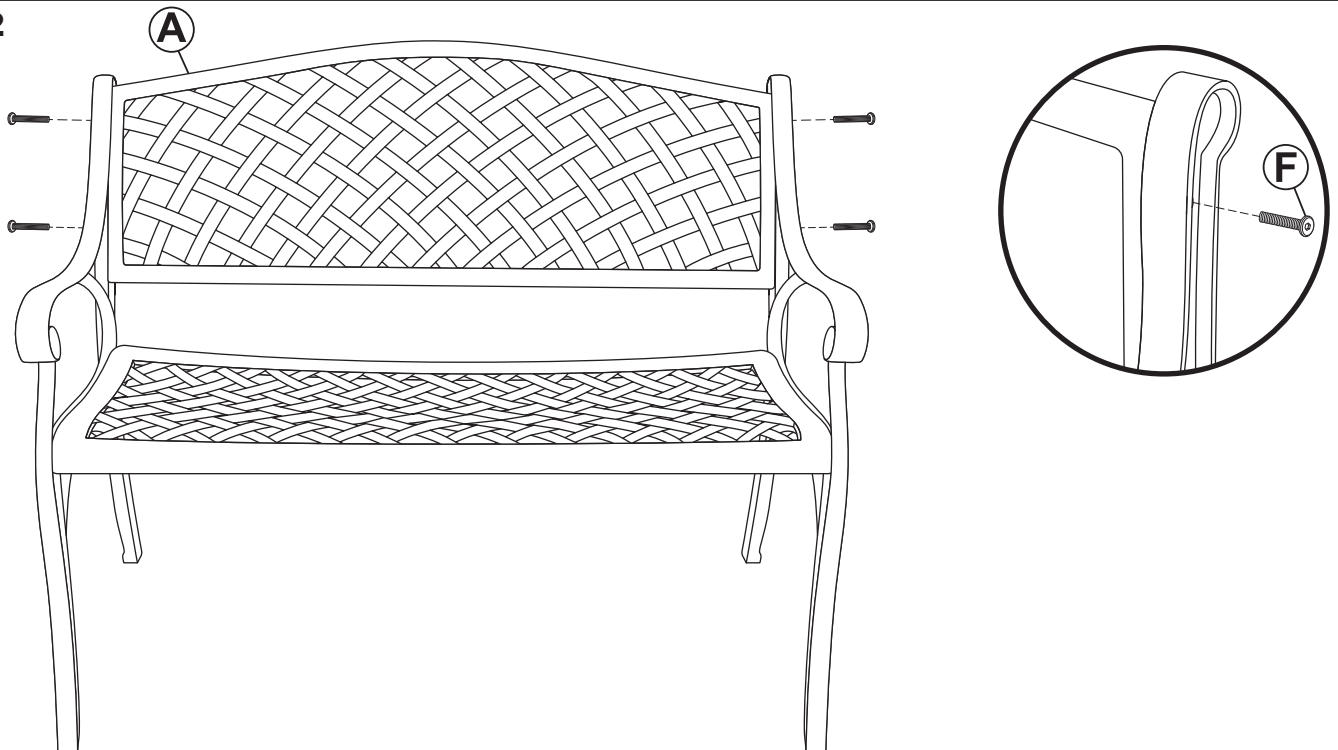
Align Right Side Panel (C) with Seat (B) and secure by hand-tightening two M6x35mm Bolts (D), two Washers (G) and two Nuts (H). **Do not fully tighten hardware.**

Repeat this step to secure the remaining side panel to the opposite side of the seat.

## STEP 2

A: 1

F: 4



Align Backrest (A) with the top of the side panels and secure using four M6x25mm Bolts (E).

Fully tighten all hardware.

# Care & Maintenance

**SAFE USE:** For residential use only. Only use on a flat, level surface. Never stand on any part of this unit.

**EXPOSURE:** Over time, sunlight may cause the finish to fade. Long-term exposure to moisture may cause hardware to rust.

**INSPECT:** Periodically check assembly points and tighten fittings as necessary.

**CARE & STORAGE:** Protect this item from inclement weather, especially ice and snow. Move to a dry indoor location when not in use. Covering while in storage is recommended to help prevent dust build-up.

**SCRATCHES:** The powder coating on this product is tough and durable but, even under normal use, some scratching is inevitable. Scratches can be repaired with a rust-resistant paint (not included).

**WARNING:** THE ONE-YEAR WARRANTY DOES NOT COVER DAMAGES OR DEFECTS CAUSED BY THE APPLICATION OF CHEMICAL TREATMENTS, PROTECTIVE COATINGS, TOUCH-UP PAINT, OR CLEANING PRODUCTS.

## Cleaning



HAND-WASH ONLY



DO NOT USE BLEACH



DO NOT USE A PRESSURE WASHER

Mix warm water with mild detergent. Use a soft cloth to hand-wash the furniture. Thoroughly rinse away all soap residue. To prevent water spotting, dry furniture with a soft, lint-free cloth.



### SAFETY STATEMENTS & WARNINGS



- For residential use only.
- Ensure all fittings are tight before use. Periodically check fittings to ensure they remain tight.
- Only use this unit on a flat, level surface.
- Do not exceed the weight capacity of the furniture.
- Never stand or climb on the unit.
- Never allow children to use this product unsupervised.
- Keep furniture a safe distance from heat sources such as fire pits, patio heaters, and grills.
- Never use chemical cleaning products or polishes as doing so may damage the finish.

**Any modification to the product or failure to follow recommended care will void the product warranty.**

*If you experience issues with assembly or the product was damaged during transit, please contact our customer service team directly through one of the methods mentioned at the top of page 1. Please have the item number and order information ready to expedite response time.*



### WARNING:

Manufacturer and seller expressly disclaim any and all liability from personal injury, property damage or loss, whether direct or indirect, or incidental, resulting from the incorrect attachment, improper use, inadequate maintenance, or neglect of this product.