

SENTINEL™ SERIES LIGHTWEIGHT SPECIAL OPERATIONS DRY SUIT (MSD676 / MSD676 GB)



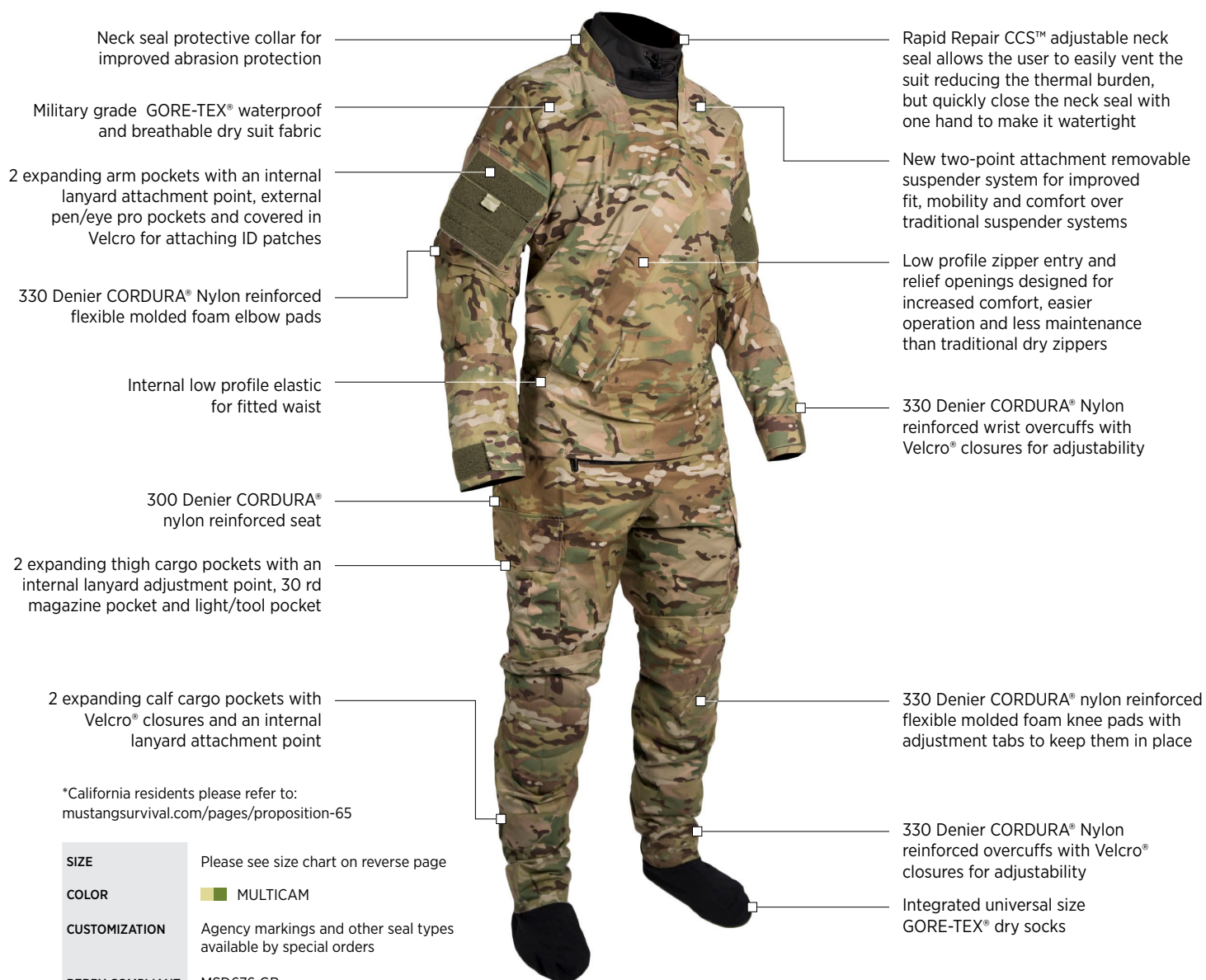
MUSTANG SURVIVAL WE SAVE LIVES FOR A LIVING

Our Sentinel™ Series Lightweight Special Operations Dry Suit is a waterproof & breathable constant wear dry suit ideal for users engaged in maritime special operations which require splash &/or immersed hypothermia protection that won't hinder the primary mission objectives. The MSD676 was specifically designed with feedback from Naval special Warfare, select US federal tactical units and state & local police SWAT teams. The result is a durable, lighter, lower thermal burden and better fitting dry suit with features found on industry leading combat and tactical uniforms.


The MSD676 weighs well under 5 lbs and has an estimated lifecycle of 3 years/300 hours of use.

Exclusive to Mustang Survival, the Sentinel series dry suits feature:

- Mobility Based Sizing™ – offers users a semi-custom size fit that reduces bulk and increases mobility without the custom price tag
- Rapid Repair Technology™ – enables users to field replace neck and wrist seals and repair small leaks in an hour or less



*California residents please refer to: mustangs survival.com/pages/proposition-65

SIZE	Please see size chart on reverse page
COLOR	 MULTICAM
CUSTOMIZATION	Agency markings and other seal types available by special orders
BERRY COMPLIANT	MSD676 GB
CLO	Immersed Clo 0.75 when worn with dry suit liner MSL600 and lightweight thermal baselayers MSL604 and MSL605

SENTINEL™ SERIES LIGHTWEIGHT SPECIAL OPERATIONS DRY SUIT (MSD676 / MSD676 GB)

MUSTANG SURVIVAL WE SAVE LIVES FOR A LIVING



MOBILITY BASED SIZING™

EXCLUSIVE INNOVATIVE DRY SUIT DESIGN THAT REDUCES BULK WHILE INCREASING FIT, COMFORT & MOBILITY

Based on more than two years of extensive anthropometric research, range of motion testing and user evaluations, we introduce the industry's newest improved fitting platform designed specifically for dry suit users for tactical, rescue or special operations. Mobility Based Sizing™ offers a semi-custom suit that reduces bulk and increases range of motion without the expensive custom price tags or long lead times.

The mobility based sizing platform:

- Was developed based on anthropometric data from 2,500 North American 3-D body scans, ensuring the sizing and patterns of the suits fit the greatest number of individuals
- Immensely improves range of motion while decreasing bulk
- Offers standard expanded sizing (such as short and tall) for all sizes so users can order a semi-custom suit without the expensive price or long lead times

The Mobility Based Sizing platform is like none other currently in the industry. To order a suit that fits you best, follow our detailed measuring instructions online at:

www.mustangsurvival.com/mobility/

SIZING GUIDE

To properly fit your mobility based sizing garment, follow the instructions below.

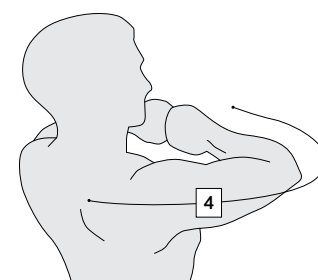
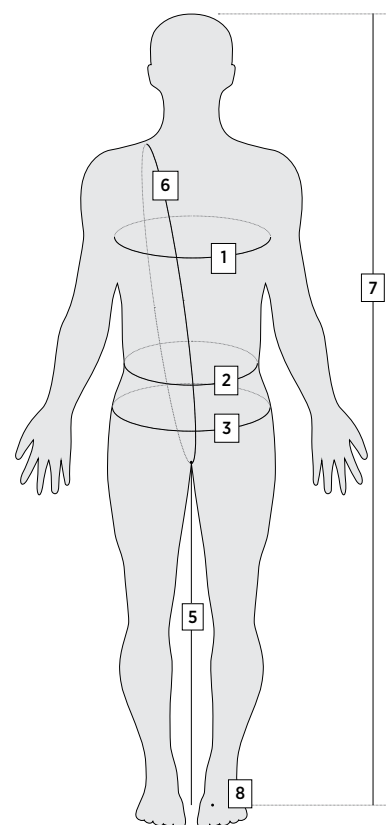
STEP 1 – MEASURING

For accurate measurements, please refer to the measurement diagram and instructions provided.

All measurements should be taken with a "tailors" (flexible) tape while wearing garments and any accessories such as body armor usually worn under the garment.

STEP 2 – SIZING

Based on your measurements, determine your size according to the chart below. If all your measurements fall between the ranges of two sequential sizes (such as between S and M) select the size that best fits your Torso Hoop and Inseam.



LOCATION	1	2	3	4	5	6	7	8
SIZE	CHEST (IN)	WAIST (IN)	HIPS (IN)	SLEEVES (IN)	INSEAM (IN)	TORSO HOOP (IN)	HEIGHT (IN)	SOCK (USA Men)
XS	35" - 38"	29" - 32"	37" - 40"	29" - 31"	28" - 30"	59" - 62"	60" - 63"	7.5 - 9
S	37" - 40"	31" - 34"	38" - 41"	31" - 33"	30" - 32"	62" - 65"	63" - 67"	7.5 - 9
M	39" - 42"	34" - 37"	39" - 42"	33" - 35"	32" - 34"	65" - 68"	67" - 71"	9 - 12
L ¹	41" - 44"	35" - 38"	40" - 43"	34" - 36"	33" - 35"	67" - 70"	69" - 72"	9 - 12
L ²	43" - 46"	37" - 40"	41" - 44"	35" - 37"	34" - 36"	69" - 72"	71" - 74"	9 - 12
XL	45" - 48"	40" - 44"	43" - 46"	36" - 38"	34" - 36"	71" - 74"	73" - 76"	12 - 16
XXL	48" - 52"	44" - 49"	46" - 50"	37" - 39"	34" - 36"	74" - 79"	75" - 78"	12 - 16
XXXL	52" - 56"	49" - 54"	50" - 56"	38" - 40"	34" - 36"	78" - 81"	75" - 78"	12 - 16
SHORT	N/A	N/A	N/A	-1	-2	-2	-3	N/A
LONG	N/A	N/A	N/A	+1.5	+2	+3	+3	N/A