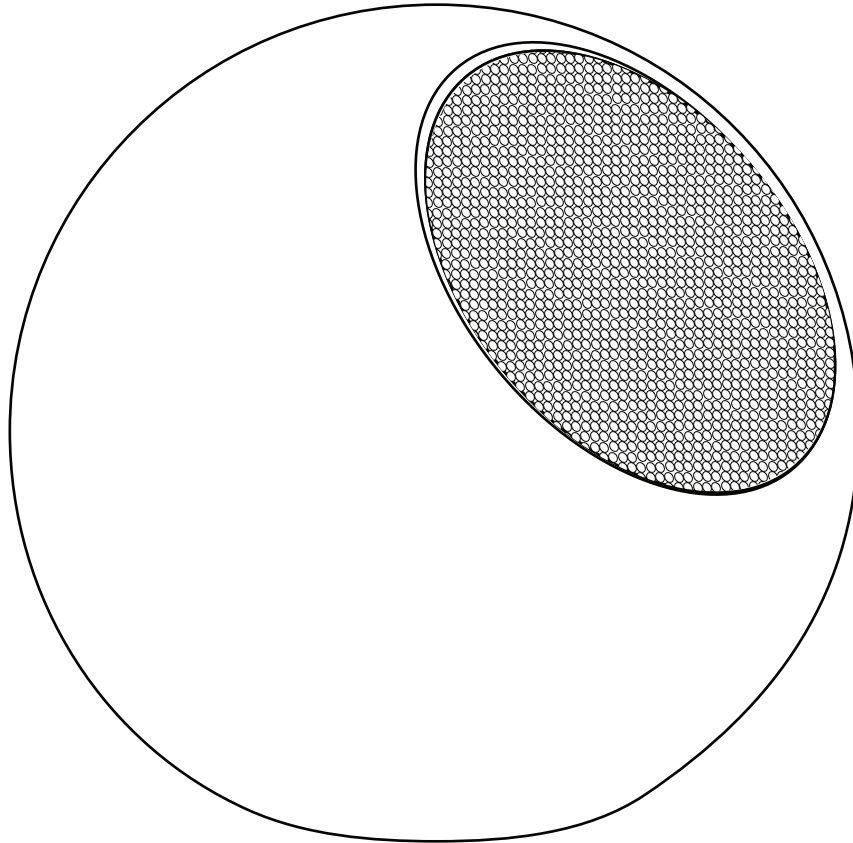


IMPORTANT SAFETY INSTRUCTIONS AND INSTALLATION GUIDE

Colorful Orb LED Light With Speaker



READ BEFORE INSTALLATION
SAVE THESE INSTRUCTIONS

Questions, problems, missing parts? Before returning to the store,
call Feit Electric Customer Service
8 a.m. - 5 p.m., PST, Monday - Friday

1-866-326-BULB (2852)

REV004

FEIT.COM

Table of Contents

Table of Contents	2
Safety Information	2
FCC Statement	2
Warranty	2
Pre-Assembly	3
Parts of the Orb Light	3
Orb Light Operation	4
Charging the Orb Light	4
Remote Control Functions	4

Important Safety Information

READ ALL INSTRUCTIONS

Read and understand all Safety and Operating instructions in this manual before using this product.

Follow all safe guards stated in the manual, in addition to normal safety precautions in working with electrical devices. Always follow basic safety precautions to reduce the risk of fire, electric shock and personal injury.

- Keep the Orb light at least 16ft. from pools and spas when charging. Keep plugs dry. Only use this orb light with GFCI-protected outlets.
- Ensure all ports are closed prior to exposing it to water.
- To disconnect pull from the base of the connection. Do not disconnect by pulling on the cord.
- Do not insert foreign objects into this product.
- To reduce the risk of fire, keep away from combustible materials while in operation.
- Do not crush or incinerate.
- Do not place near any heat source.
- Do not attempt to repair, disassemble or modify under any circumstances.
- To reduce the risk of injury, close supervision is necessary when this product is used near children.
- Follow all charging instructions and do not charge unit outside of the temperature range specified in the instructions. Charging improperly or at temperatures outside of the specified range may damage the battery and increase the risk of fire.



WARNING: RISK OF SHOCK. House electric current can cause painful shock or serious injury unless handled properly.

Li-ion Battery 3.7V 1200mAh
Device Input: 5V 1A

Operating temperature:
During Charge: 50°F to 113°F (10°C to 45°C)
During Discharge: -4°F to 140°F (-20°C to 60°C)

This product contains a button battery. If swallowed, it could cause severe injury or death in just 2 hours. Seek medical attention immediately.

SAVE THESE INSTRUCTIONS

Supplier's Declaration of Conformity

47 CFR § 2.1077 Compliance Information

Unique Identifier: BTORB8RGBWBAT

Responsible Party:

FEIT ELECTRIC Co.

4901 GREGG ROAD, PICO RIVERA, CA 90660, USA 90660-2108

TEL: (562) 463-2852, www.feit.com

This device complies with part 15 of the FCC Rules. Operation is subject to the following two conditions:

(1) This device may not cause harmful interference, and (2) this device must accept any interference received, including interference that may cause undesired operation. Note: This equipment has been tested and found to comply with the limits for a Class B digital device, pursuant to part 15 of the FCC Rules. These limits are designed to provide reasonable protection against harmful interference in a residential installation. This equipment generates, uses and can radiate radio frequency energy and, if not installed and used in accordance with the instructions, may cause harmful interference to radio communications. However, there is no guarantee that interference will not occur in a particular installation. If this equipment does cause harmful interference to radio or television reception, which can be determined by turning the equipment off and on, the user is encouraged to try to correct the interference by one or more of the following measures: Reorient or relocate the receiving antenna. Increase the separation between the equipment and receiver. Connect the equipment into an outlet on a circuit different from that to which the receiver is connected. Consult the dealer or an experienced radio/TV technician for help. Any changes or modifications not expressly approved by the manufacturer could void the user's authority to operate the equipment.

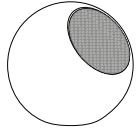
Limited Warranty

This product is warranted to be free from defects in workmanship and materials for up to 1 year from date of purchase. If the product fails within the warranty period, please contact Feit Electric at info@feit.com, visit feit.com/contact-us or call 1-866 326-BULB (2852) for instructions on replacement or refund. REPLACEMENT OR REFUND IS YOUR SOLE REMEDY. EXCEPT TO THE EXTENT PROHIBITED BY APPLICABLE LAW, ANY IMPLIED WARRANTIES ARE LIMITED IN DURATION TO THE DURATION OF THIS WARRANTY. LIABILITY FOR INCIDENTAL OR CONSEQUENTIAL DAMAGES IS HEREBY EXPRESSLY EXCLUDED. Some states and provinces do not allow the exclusion of incidental or consequential damages, so the above limitation or exclusion may not apply to you. This warranty gives you specific legal rights, and you may also have other rights which vary from state to state or province to province.


PARTS INCLUDED



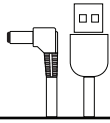
NOTE: Parts not shown to actual size.



AA



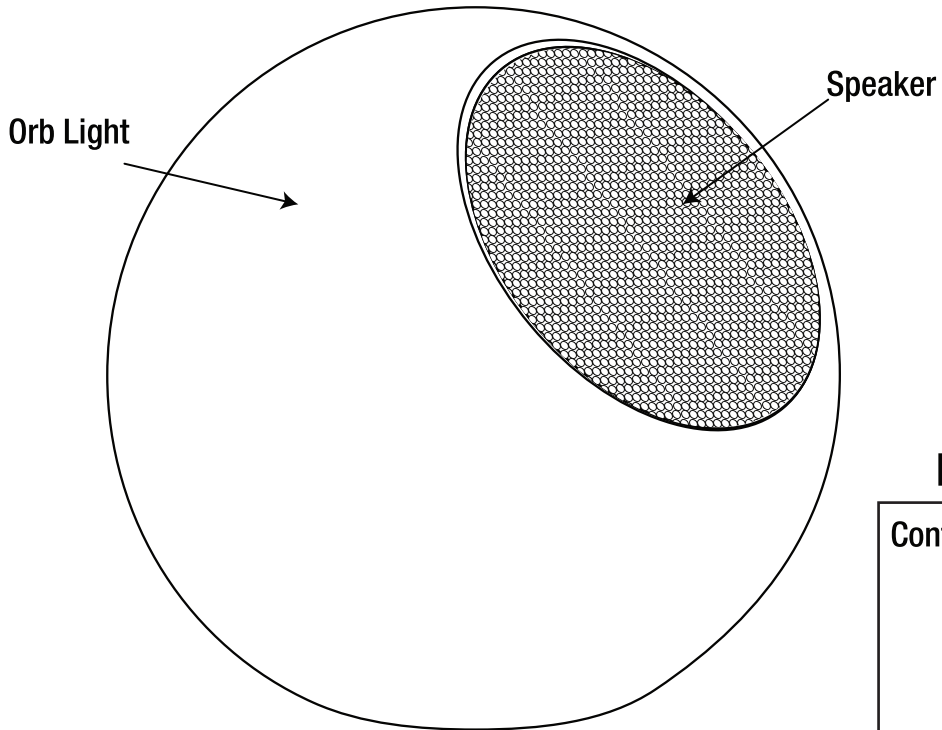
BB



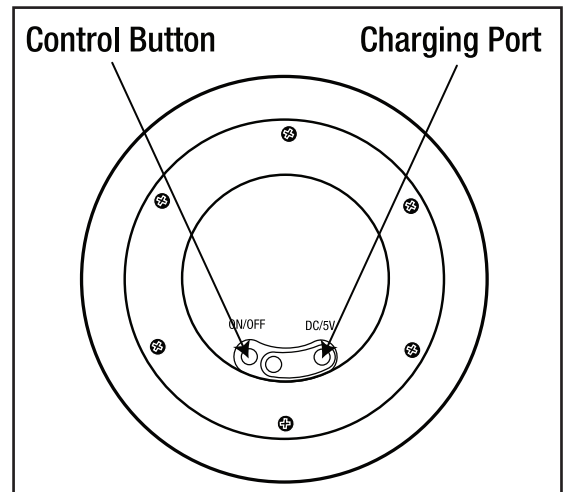
CC

Part	Description	Quantity
AA	Orb Light	1
BB	Remote Control	1
CC	Charging Cable	1

Parts of the Orb Light



Bottom of the Orb Light

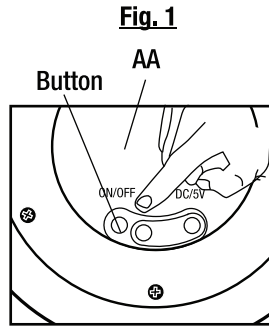


Orb Light Operation



NOTE: The Orb Light (AA) can be controlled by using the button on the bottom of the Orb Light (AA) or by using the included Remote Control (BB).

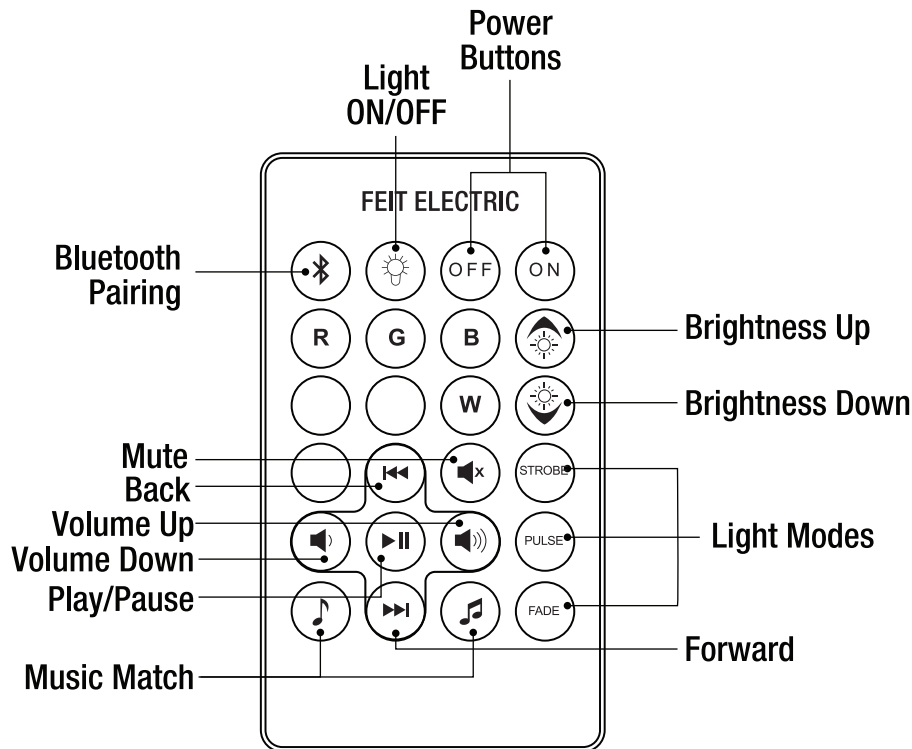
1 To turn on press and hold the on/off button until you hear a chime. Repeatedly press the small button on the bottom of the Orb Light (AA) to cycle through the different color options (See Fig. 1). To turn off the Orb Light (AA), hold the button down for 3 seconds.



OR

2 For Remote Control (BB) operation, press the ON button to turn the Orb Light (AA) on and use the remaining buttons to adjust the colors and settings. Press the OFF button to turn the Orb Light (AA) off.

Remote Control Functions



NOTE: Includes 1 CR2025 Lithium Cell.

This product contains a button battery. If swallowed, it could cause severe injury or death in just 2 hours. Seek medical attention immediately.

Bluetooth® Pairing

Once ON bluetooth pairing should be active.

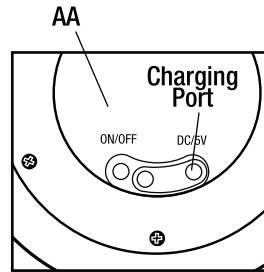
- Using your device go into settings then bluetooth and find the device named Feit Speaker Orb and connect.
- Bluetooth Pairing can also be activated by pressing the Bluetooth Pairing button on the remote.

The Bluetooth® word mark and logos are registered trademarks owned by Bluetooth SIG, Inc. and any use of such marks by Feit Electric is under license. Other trademarks and trade names are those of their respective owners.

Charging the Orb Light

1 Plug the Charging Cable (CC) into the charging port on the bottom of the Orb Light (AA) (see Fig. 2). The indicator will light when charging and turn off when the battery is fully charged.

Fig. 2



Charging Time	6 hours
Working Time	4 hours
Charging Input	5V DC/ 1A
Battery Capacity	3.7V 1200mAh