


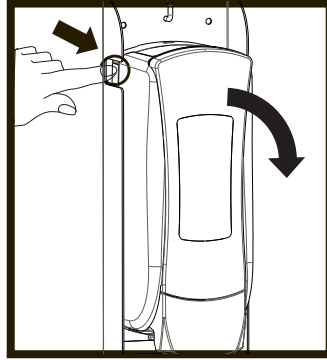
GOJO ADX-12™ SECURITY ENCLOSURE REFILL LOADING INSTRUCTIONS

These instructions apply to GOJO®, PURELL® and PROVON® brand ADX-12 dispenser security enclosure.

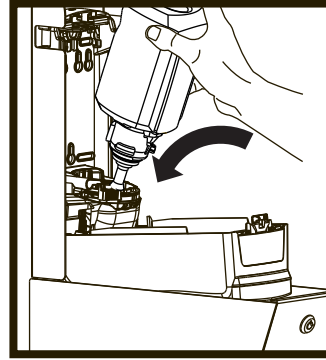
Please read all instructions carefully before loading the refill.



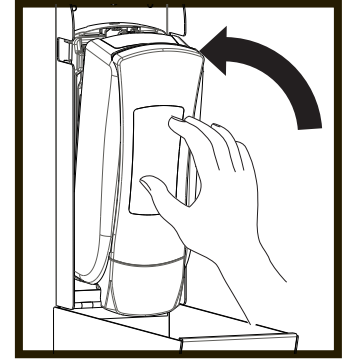
1. Unlock ADX-12 security enclosure cover using key (provided) and open cover by pulling forward.



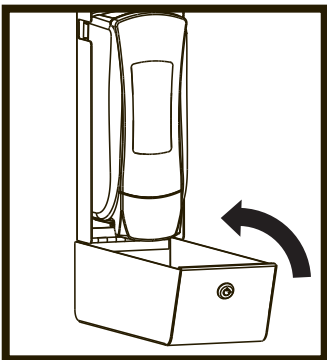
2. Open dispenser by pushing on one of the dual side latches until it releases and pull down on front cover.



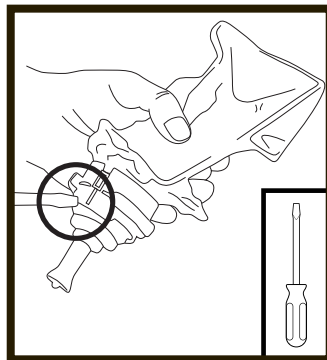
3. Push refill pump down into pump house, ensuring collar snaps into place.




4. Close dispenser cover.



5. Close ADX-12 security enclosure cover.



6. Use flat head screwdriver to remove collar and cap on refill bottle and discard.



7. Refill is recyclable.



GOJO Industries, Inc.
One GOJO Plaza, Suite 500
P.O. Box 991 • Akron, OH 44309-0991
Tel: 1-330-255-6000 • Toll-free: 1-800-321-9647
Fax: 1-800-FAX-GOJO

©2014. GOJO Industries, Inc. All rights reserved.