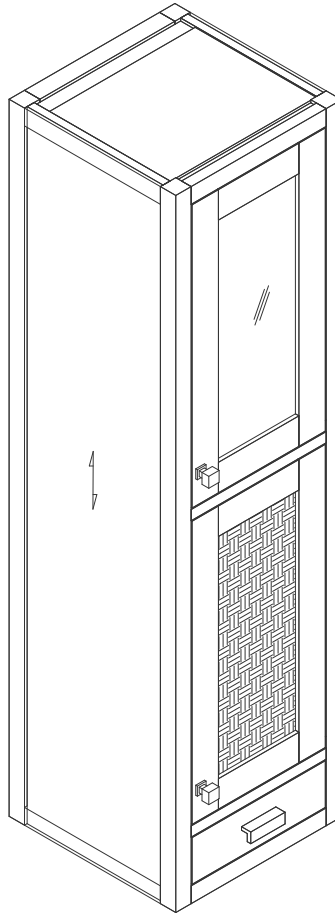


# 15"X15" ADDISON GRAND TOWER HUTCH-RIGHT

E444-H15R-GW

---



## Features and Materials

Solids: Yellow Poplar

Panels: MDF

Installation Type: Floor Standing with Wooden Stand (E444-ST15-GW); or  
Coordinate with Base Cabinet(E444-BC15-GW) & Countertop Unit(E444-CU30-GW);  
or Wall Mounted

Number of Doors: Two

Number of Drawers: One

Number of Tip Outs: 0

LED Light: YES

USB/Power Component: YES (ETL5011080)

Cord Length: 6'6"

Assembly Type: Attach to Wall for Wall Mount or Base for Freestanding (Hardware  
Included)

Door Panel: Reversible. One Side Finished in Glossy White Color, One Side Natural  
Cork (Pattern: Casablanca)

Drawer Box Material and Construction: 15mm Poplar/English Dovetail Joinery

Hardware Material and Finish: Zinc Alloy in Polished Chrome Color

Full Extension, Soft Close Glides

European Soft Close Hinges

Aluminum Laminate Drawer Liners

## Dimension

Width: 14-7/8"

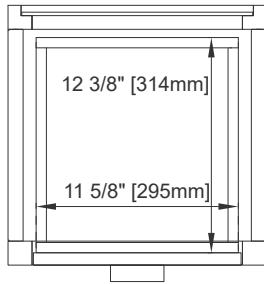
Depth: 14-7/8"

Height: 55-5/8"

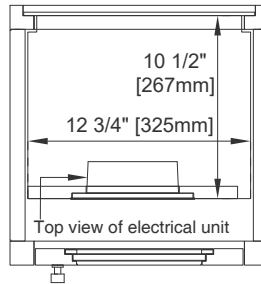
Visit website for warranty and installation information  
[www.jamesmartinvanities.com](http://www.jamesmartinvanities.com)

# 15"X15" ADDISON GRAND TOWER HUTCH-RIGHT

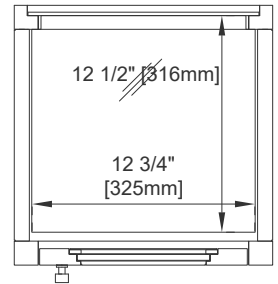
E444-H15R-GW



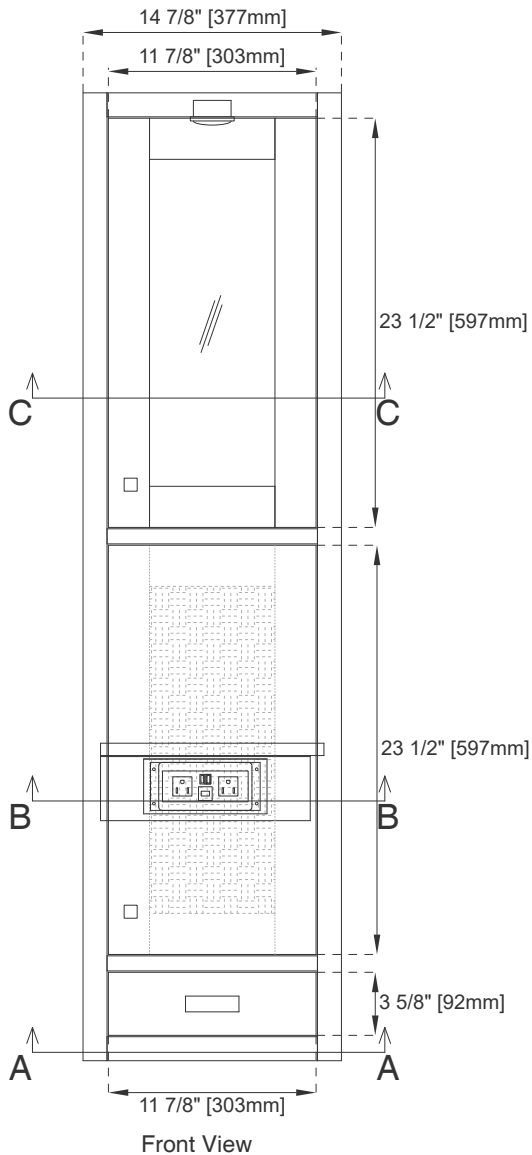
Top View 1  
Section A-A



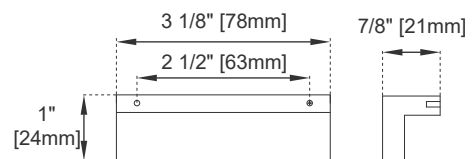
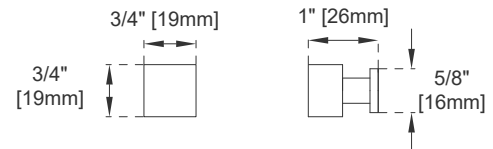
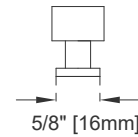
Top View 2  
Section B-B



Top View 3  
Section C-C



Front View



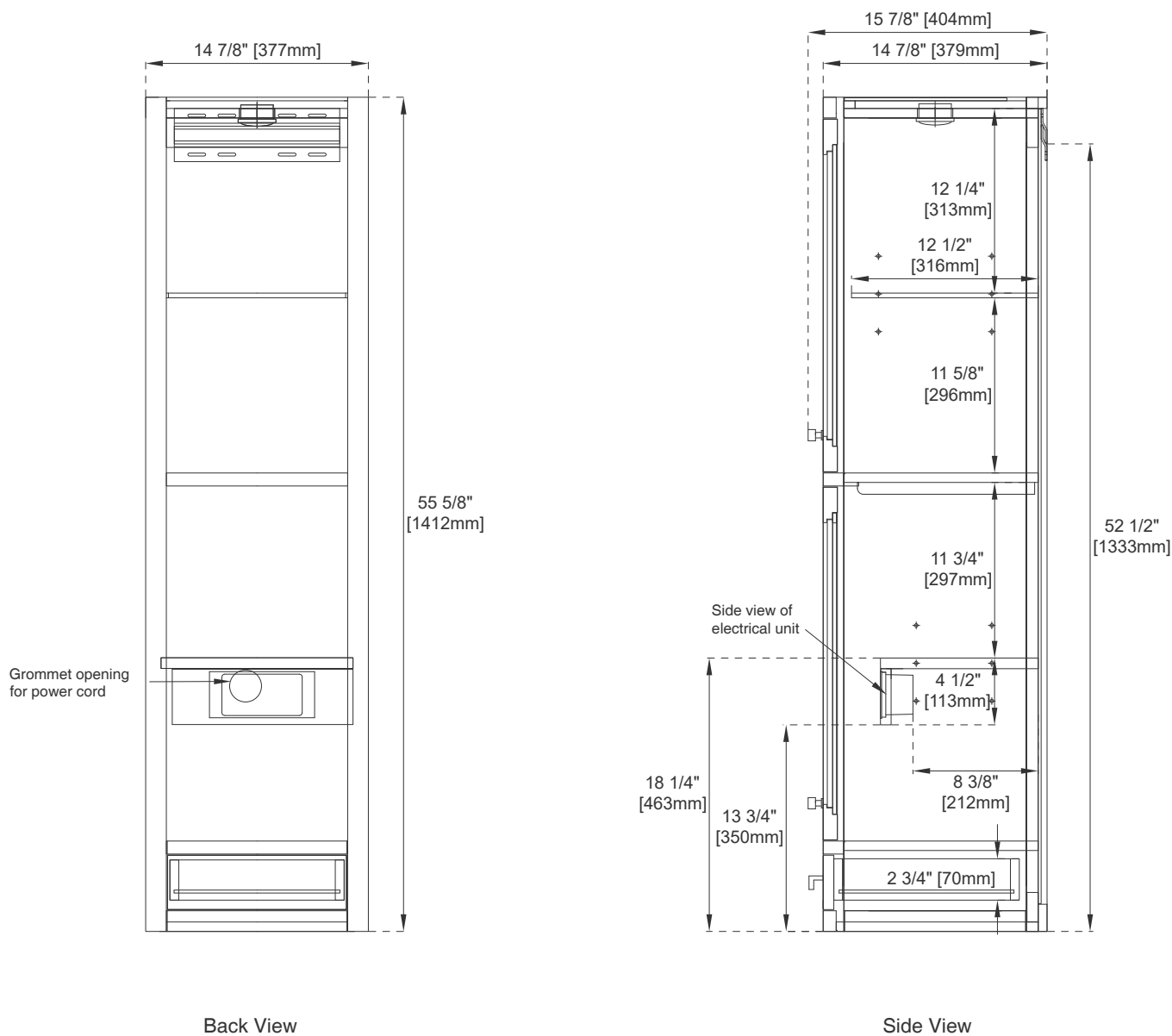
Knob

All dimensions are nominal

Visit website for warranty and installation information  
[www.jamesmartinvanities.com](http://www.jamesmartinvanities.com)

# 15"X15" ADDISON GRAND TOWER HUTCH-RIGHT

E444-H15R-GW



All dimensions are nominal

Visit website for warranty and installation information  
[www.jamesmartinvanities.com](http://www.jamesmartinvanities.com)