


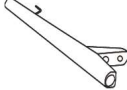
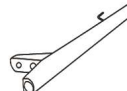





ITEM: CC453-404

Cynthia Chair

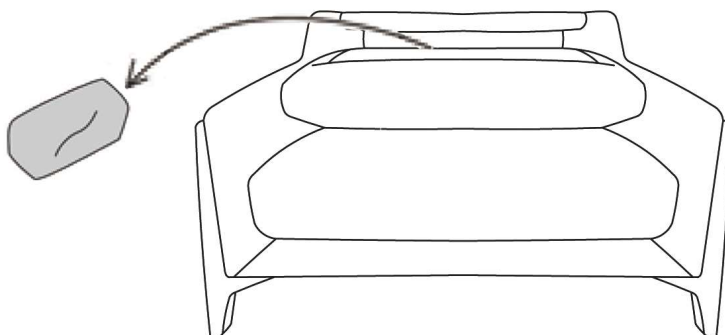
Thank you for purchasing this quality product. Be sure to unpack carefully looking for small parts which may have come loose during shipment.

Read all instruction and study the drawing carefully before starting the assembly process .

	Description	Sketch	Quantity
A	bolt		8
B	flat washer		8
C	wrench		1
D	front left leg		1
E	front right leg		1
F	rear leg		2
G	back cushion		1
H	spring gasket		8

PS: One leg with 2 bolt and 2 flat washer and 2 spring gaskets.

Step 1 :Take the wooden leg(D/E/F) off the back cushion.



CAUTION

Do not allow children to play on this mechanism furniture or operate the mechanism. Leg rest folds down on closing so that child could possibly be injured. Always leave in an upright and closed position and keep hands feet clear of mechanism. Only the occupant should operate it.

ITEM: CC453-404

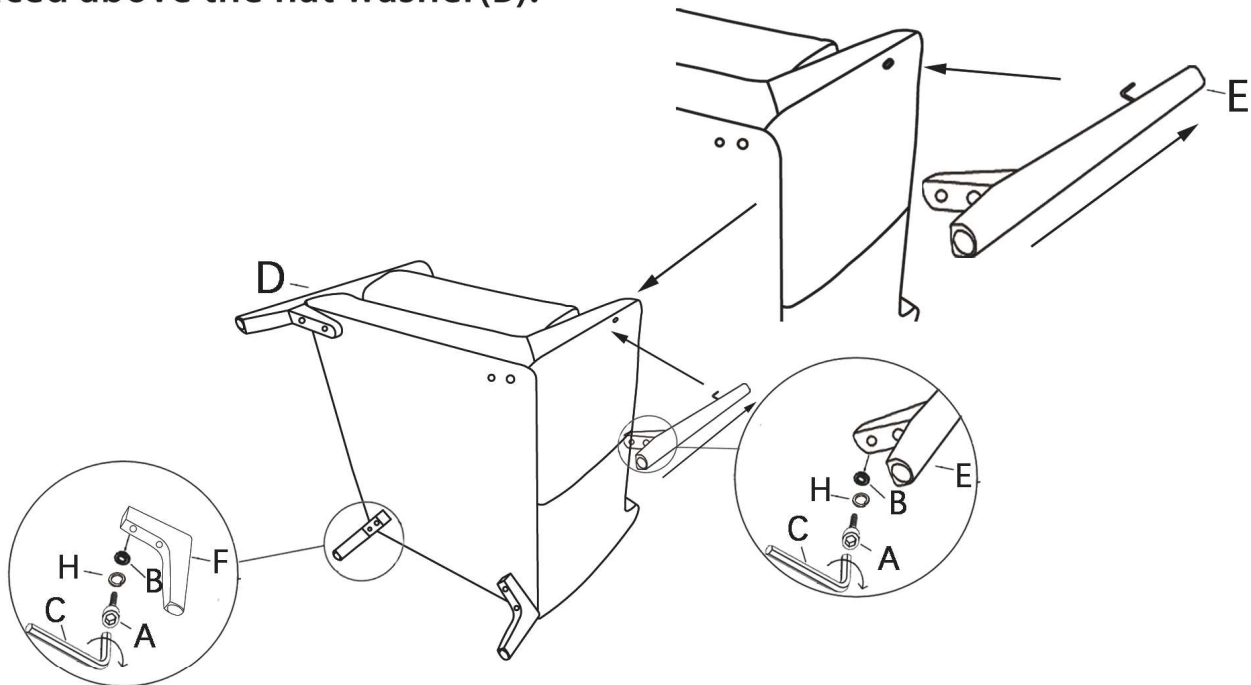
Cynthia Chair

Thank you for purchasing this quality product. Be sure to unpack carefully looking for small parts which may have come loose during shipment.

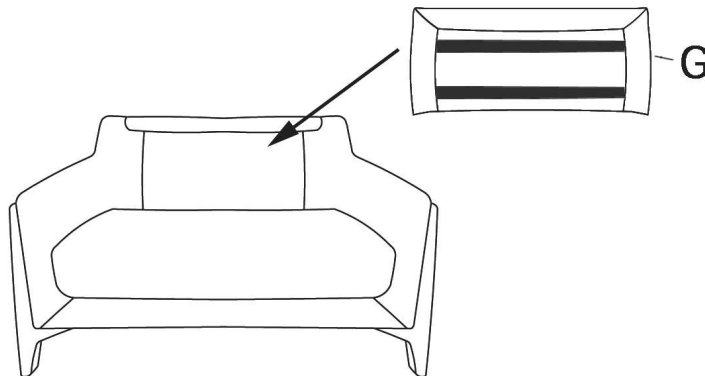
Read all instruction and study the drawing carefully before starting the assembly process .

Step 2:The leg(D/E) needs to align the buckle on the leg with the hole on the sofa armrest and insert it into it, and then push the buckle upwards to tighten it, align it with the hole at the bottom of the sofa, and lock the bolt(A) flat washer (B) and spring gaskets (H)with a wrench (C) after alignment. (ps: The spring gasket (H) is placed above the flat washer(B).

The leg(F) with the hole at the bottom of the sofa, and then lock the bolt (A) flat washer (B) and spring gaskets (H) with a wrench (C) . (ps: The spring gasket(H) is placed above the flat washer(B).



Step 3:Hold the back cushion (G) up with your hand so that the Velcro after the back cushion is attached to the sofa back.

**CAUTION**

Do not allow children to play on this mechanism furniture or operate the mechanism. Leg rest folds down on closing so that child could possibly be injured. Always leave in an upright and closed position and keep hands feet clear of mechanism. Only the occupant should operate it.