



# Reading Strategies Toolkits

Hands-on & engaging  
literacy skills development



Grades  
**K-2**

**K-5**

# Develop proficient readers through an interactive, hands-on reading experience



Reading Strategies Toolkits supplement literacy instruction and develop key reading skills including phonemic awareness, print concepts, phonics, fluency, vocabulary development, and reading comprehension. Lessons include everything needed to teach 6 reading strategies using hands-on materials and manipulatives, as well as remediation and enrichment options.

- 20-minute lessons easily **integrate with core curriculum**
- **Hands-on manipulatives** include FingerFocus Highlighter, Elkonin Overlay, Phoneme Phone, and Coaching Cubes



## Cover 6 reading strategies

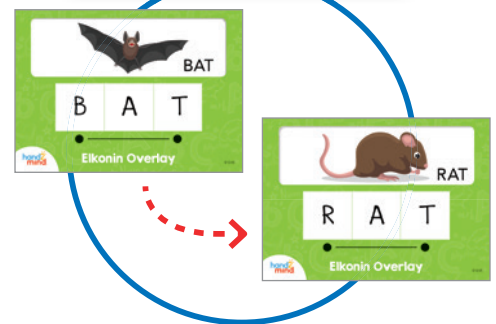
- 1 Find and Follow With the Finger Focus Highlighter**



- 2 Blend Sounds and Syllables With the Elkonin Overlay**




- 3 Segment and Swap With the Elkonin Overlay**




- 4 Smooth and Speed With the Phoneme Phone**



- 5 Define and Contextualize With the Vocabulary Coaching Cube**



- 6 Read to Understand With the Visual Literacy Coaching Cube**



Take a look inside:

LESSON TIME

Featuring Text Features

Literacy Focus:

Increasing Fluency

Students read and identify text features and record a piece of information accurately.

Strategy:

Smooth and Speed

Text Type:

Informational Text

Sample Text:

"Lions" (p. 35)

Materials:

- FingerFocus Highlighter
- "Text Features" Reading Response Sheet (p. 45)

Introduce the Lesson

**Ask:** "What are the differences between fiction and nonfiction texts?" Listen to responses. Remind students that nonfiction books give us facts or real information.

**Say:** "Text features help us read and get information from a text. Today we are going to talk about **Table of Contents**, **Captions**, and **Images**. Write each of the terms on the Write 'N' Wipe Board. **Table of Contents:** A page at the beginning of a book that tells you what is in the book. **Caption:** Words that describe a picture. **Image:** An illustration or photo that helps readers visualize what the author is writing about.

Use the Strategy

**Show:** Pass out one copy of "Lions" and the "Text Features" Reading Response Sheet to each student. Have students take out the FingerFocus Highlighters, Write 'N' Wipe Boards, and markers.

**Say:** "You're going to use the FingerFocus Highlighter to help you focus on specific text features." Show students how to put on and use the ring and wand.

**Say:** "As you read, pay special attention to the different text features." Begin with the Table of Contents, moving to the text, then to the image and caption. Students should be pausing at the relevant areas of the text in order to observe and understand the information.

**Say:** "On the Text Features sheet, write the name of the text feature on the left side. On the right side, write what that text feature showed you."

**Show:** Help students write the name of the text feature on the left side if needed. On the right, students should put some information about what the text feature shows them.

Structured lesson plans are scripted to help teachers move through the lessons in a timely fashion and include tips to extend each lesson for both remediation and enrichment..

Extending the Lesson

Remediation

Some students may need extra help understanding how a Table of Contents functions. Offer a few examples of classroom books and invite them to leaf through these books to locate the start of a new chapter. Ask them to point out other examples they see of captions and images in the books.

Enrichment

Have students work with nonfiction text features such as data tables or graphs. Have students see text features such as tables or graphs. Have students see text features such as tables or graphs. Have students see text features such as tables or graphs.

Lions

Table of Contents

Chapter 1: Where Lions Live..... 1

Chapter 2: What Lions Look Like ..... 5

Chapter 3: What Lions Eat ..... 10

Most lions live in Africa. Lions live on grassy plains. Lions are big and very strong, but do not like to swim.

Lions are the only cats to live in groups called prides.

Informational Text

Grade-level passages of fiction and nonfiction text are ready to use.



Name: \_\_\_\_\_ Date: \_\_\_\_\_

Text Features

Text Feature	What I Learned

Reading Response Sheets help students practice strategies as they read.

Sample Lessons

hand2mind.com/readingstrategies





## Reading Strategies Toolkits

Both kits include a Teacher Guide with 12 lesson plans and 12 sample texts per grade level (6 fiction, 6 nonfiction), hands-on manipulatives, and 6 Reading Response Sheet blackline masters.

Grades  
**K-2**



### Classroom Kits

Perfect for introducing each reading strategy and the related manipulatives to the entire class. Materials for **24 students** along with 6 Strategy Posters for reference.



### Small Group Kits

Use for follow-up in small groups to check for understanding, provide more personalized feedback to students, and diagnose where they're struggling. Materials for **6 students** along with ring-bound strategy cards for reference.

800.445.5985  
hand2mind.com



P1019XX73

Learn more at  
[hand2mind.com/readingstrategies](https://hand2mind.com/readingstrategies)