

# SOLAR FINIAL GARDEN STAKE

## Assembly Instructions



**A**



Top Base

**Note:** Solar glass product attached to top base will vary depending on the item purchased.

**B**



Finial Pole

**C**



Middle Pole



**D**



Stake Base


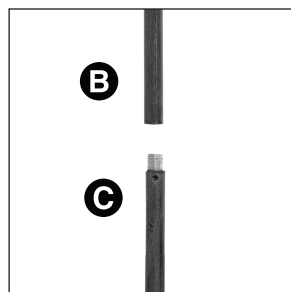
### Step 1:

Attach top base (A) to finial pole (B) by turning it to the right until it is firmly tightened.



### Step 2:

Attach finial pole (B) (the result of step 1) to middle pole (C) by turning it to the right until it is firmly tightened.



### Step 3:

Attach middle pole (C) to stake base (D) by turning it to the right until it is firmly tightened.

