

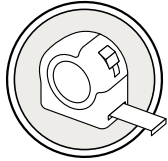
Gamma

GAM-FB90

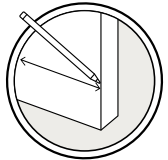
Wall Mount Full Back Plate Hinge

Preferred Rectangle
Cut Out (Ideal for Future Glass)

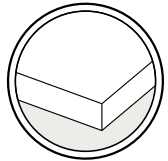
Alternate Mouse Ear
Cut Out



Do not measure images.
Use specified dimensions.



Measure from finished
edge of glass.



Use monolithic glass.

- > A standard clearance of $\frac{5}{32}$ " (4mm) to $\frac{1}{16}$ " (8mm) installation is recommended
- > Use rectangle cut out option for quicker FastFit installation

