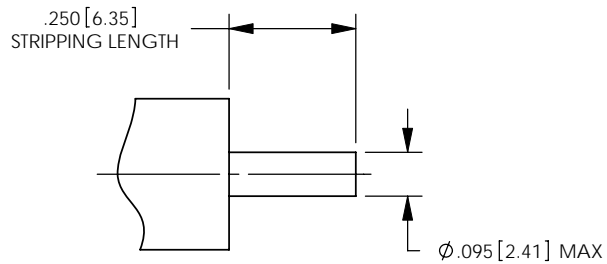
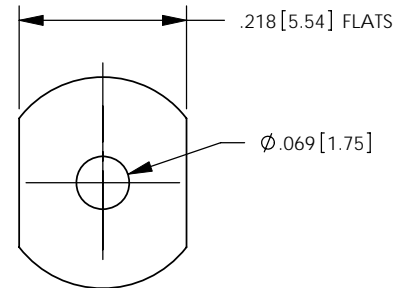
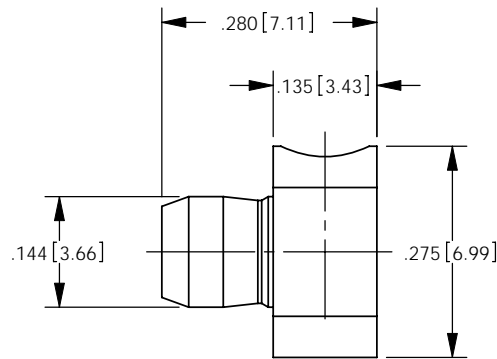
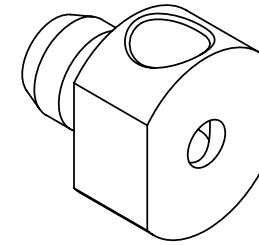
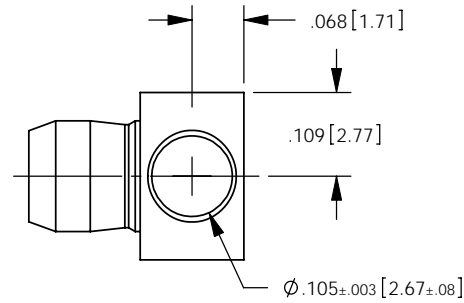


NOTES: UNLESS OTHERWISE SPECIFIED

1. FOR GENERAL SERIES SPECIFICATIONS SEE 74-0000
2. MATERIAL SPECIFICATIONS:  
BODY: BRASS PER ASTM B16
3. FINISH SPECIFICATIONS:  
BODY: .000010 MIN. GOLD PER SAE-AMS2422 OVER  
.000080 MIN. NICKEL PER SAE-AMS-QQ-N-290
4. ELECTRICAL SPECIFICATIONS:  
CURRENT RATING: 30 AMPS
5. SUGGESTED FOR USE WITH 12 GA WIRE.
6. REFER TO CAP10-01 FRO CABLE ASSEMBLY PROCEDURE.

REV	DESCRIPTION	BY DATE	APPD
B	REVISED PER ER11418	DAO 01/07/08	DAO



STRIP WIRE VIEW

CATALOG No: 01369

PER ASME Y14.5M-1994 UNLESS OTHERWISE SPECIFIED: DIMENSIONS ARE IN INCHES [MM] TOLERANCES: DECIMAL: XX ± .01 [0.3] .XXX ± .005 [0.13] .XXXX ± .XXXX ANGLES: ± 2° SCALE: 4:1				 <b>WINCHESTER ELECTRONICS</b> Winchester Electronics Corporation 62 Barnes Industrial Road North Wallingford, Connecticut 06492	
<b>CUSTOMER DRAWING</b>			 RIGHT ANGLE, SOLDER LOW PROFILE MALE		
DRAWN	DATE	APPROVED	DATE	<b>A</b>	SD01369
CWB	12/13/05	WPM	02/16/06		
APPROVED	DATE	APPROVED	DATE	SH1 1 OF 1	REV B
LMD	12/14/05	TMC	02/16/06		