



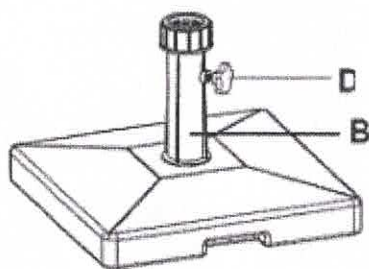
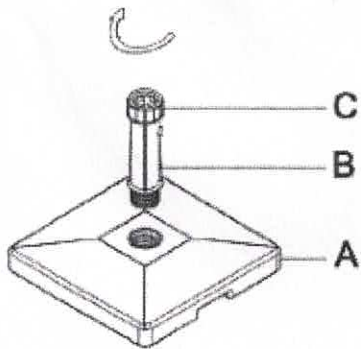


PART NO.	PICTURE	NAME	QUANTITY
----------	---------	------	----------

A		Umbrella Base	1
B		Umbrella Pole	1
C		Umbrella Cap	1
D		Lock	1

STEP 1

- Twist Base Pole (B) into Umbrella Base (A).
- Twist Base Cap (C) on to Base Pole (B).
- Insert Lock (D) into Base Pole (B). Do not fully tighten until umbrella has been inserted.



STEP 2

- Insert umbrella into the Base Pole (B) and tighten with Lock (D).

