



Best Practice Wood Sports Floor Care

Safety ■ Protection ■ Appearance



The Official Floor
Coating and
Maintenance
Products of NCAA
Basketball.



The Official Sports
Floor Care Provider
of the Basketball Hall
of Fame.

HILLYARD

First In Gym Finishes®

Hillyard - First In Gym Finishes®

Building on a Century of Innovation

Since the early 1900's, the Hillyard name has become synonymous with beautiful wood sports floors. When the company's founder, Newton S. Hillyard, first developed a finish to take the place of early oil dressings, the whole complexion of indoor sports changed for the better. Since that day, Hillyard has expanded its extensive research and development capabilities to maintain its leadership in wood gym floor care. Today, Hillyard continues to establish the standards of excellence for wood gym floor finishes and maintenance products.



Hall of Fame Caliber Performance The Choice of Champions®

Hillyard wood sports floor coating systems meet the most demanding needs. Hillyard coatings are renowned for their durability and have become the choice for major tournament floors and even the Basketball Hall of Fame! Hillyard is also the official sports floor care provider to the Basketball Hall of Fame in Springfield, Massachusetts.

Legendary Impact & Performance

Hillyard's impact on wood sports floor care is legendary. In the early years, today, and tomorrow, Hillyard's commitment to deliver proven sports floor care systems is unwavering.

Nowhere is this more evident than in the thousands of gyms that use Hillyard systems, and in Hillyard's corporate headquarters where an authentic copy of the first draft of the original rules of basketball is displayed proudly to serve as a constant reminder to deliver excellence. The original rules written by Dr. James A. Naismith on December 21st, 1891 was presented to the Hillyard Companies by Ian Naismith, grandson of the inventor of basketball.



Developing Championship Products and Teams

Determined to develop the best products, Newton S. Hillyard erected a plant and office building in St. Joseph, Missouri that housed the largest wood gymnasium floor west of the Mississippi River. He used it as a test site to perfect new wood gym seals and finishes.

N.S. organized a company basketball team that, in the Hillyard tradition, was the best. They became the national A.A.U. champions for two years straight and earned Hillyard a permanent exhibit in the Basketball Hall of Fame in Springfield, Massachusetts.

Successful Sports Floor Care

It's About People, Process, and Product

PEOPLE

Available FTE's
Level of Expertise



PROCESS

Procedures
Frequency



PRODUCT

Product Formulation
Mechanization



Building a Custom-Tailored Sports Floor Care Program

Ask your Hillyard Account Manager to perform a best practice sports floor and matting evaluation to assist you in building the right program for your facility.

Trapping Soil, The First Line of Defense

Place 12 to 15 Feet of **CLEAN-IN-PLACE** Matting at the Entryways
Trap **85% of the SOIL**
BEFORE it enters your facility!



NO Street Shoes!

Street shoes track in dirt and debris that abrade and harm the finish. Some shoes have dirt and stones embedded in the soles that will do a lot of damage in short period of time!



Make Sure
to Place
Matting at All
Entrances to Your
Sports Floor!
Vacuum Daily



GATOR
Matting by HILLYARD



Scan Code
More Info & Video!

Selecting A Sports Floor Coating System

Solvent-based or Water-based? Advantage Water!

What's the Total Cost?

When determining total cost, price per gallon is just one factor. The value placed on the following factors will help determine the total cost.

- Health and environmental impact
- Time the floor is out of service
- Application experience required
- Time between sandings



Color Differences

Water-based finishes leave the floor naturally clear looking, like the right side of this panel.

Solvent-based finishes tend to bring out the rich wood tones of a sports floor, like the left side of this panel.

Solvent

Water

Odor

How odors affect workers and building occupants can be a factor when considering gym finish. During application, solvent-based finishes emit a strong solvent odor while water-based finishes do not.

Dry Time

Faster dry times allow for the floor to be put back in service faster, minimizing downtime. Water-based finishes dry faster than solvent-based finishes.

Volatile Organic Compounds - VOC's

Volatile organic compounds (VOC's) are emitted as gases from certain solids or liquids.

Low VOC finishes are better for the health and well-being of workers, building occupants, and the environment. Various states have adopted VOC regulations that exceed federal regulations at either the state or local level. Even if your state or local government has not enacted lower VOC regulations, selecting a low VOC finish is still a smart, environmentally preferred, choice.

MAS Certified Green

MAS Certified Green is a registered trademark to delineate low VOC emitting products in the marketplace so that purchasers and specifiers of those products know that they can earn credits in sustainability programs like LEED and the California CHPS program.

Hillyard MAS Certified Green Products include:

- Trophy® H2O
- 350 Gym Finish®
- Star®
- Icon®
- Court Guard®
- Recon®



An Industry First From Hillyard!



Green Seal Certified Wood Sports Floor Care

Green Seal® is the nation's premier ecolabel, symbolizing transparency, integrity, and proven environmental leadership. Green Seal develops life-cycle-based, multi-attribute standards and certifies products and services that can prove they meet our strict criteria for human health, reduced environmental impact, and excellent performance. Hillyard Green Seal Certified wood sports floor coatings:

- Icon® - Gym Finish
- Star® - Wood Seal

This product meets Green Seal™ Standard GS-11 based on effective performance, minimized/recycled packaging, and protective limits on VOCs and human toxicity.



Best Practice Wood Sports Floor Care

Athlete **SAFETY**, Floor **PROTECTION**

Maintain **APPEARANCE**

DUST ^{MOP and}
CLEAN

Daily

PROTECT

Cotton Dust Mop
Autoscrub
Quick-Pass®

SCRUB and
RECOAT

Annually

RENOVATE

Prep - Abrasion
Apply
New Finish

CLEAN and
APPLY

As Planned

REVITALIZE

Deep Clean
Apply Hillyard
Recon®

DUST MOP

NO MICROFIBER!



- Dust mop with a **TREATED COTTON** dust mop after every **2 HOURS** of use.
- Use Super Hil-Tone® to treat the dust mop the night before use, **NOT** right before use (0.5 - 1.0 ounce/lineal ft).
- Vacuum debris from dust mop after every use.

AUTOSCRUB



- Autoscrub with a white pad. Or use a Quick-Pass® and a saturated towel.
- Use Hillyard Pre-Game® or Super Shine-All® as the cleaning solution.
- Super Shine-All aids in traction on the floor and is Green Seal certified.

QUICK-PASS®



Best Practice Floor Care Systems

DUST^{MOP} and CLEAN

Daily

Cotton Dust Mop

Autoscrub
Quick-Pass®

PROTECT

Recommended Hillyard Products

Cleaning Process	Hillyard Best Practice Product
Dust Mopping	Super Hil-Tone Dust Mop Treatment
Automatic Scrubbing	Pre-Game or Super Shine-All with a White Pad
Quick-Pass Cleaning	Pre-Game or Super Shine-All

SCRUB^{and} and RECOAT

Annually

Prep - Abrasion

Apply
New Finish

RENOVATE

Cleaning Process	Hillyard Best Practice Product
Cleaning Solution	Pre-Game
Equipment	Automatic Scrubber or FMD 20 Orbital
Pad	3M Surface Prep Pad
Finish Applicator	Multi-Flo XP or T-Bar
Finish	Preferred Hillyard Finish

CLEAN^{and} and APPLY

As Planned

Deep Clean
Apply Hillyard
Recon®

REVITALIZE

Cleaning Process	Hillyard Best Practice Product
Cleaning Solution	Pre-Game
Equipment	Automatic Scrubber or FMD 20 Orbital
Pad	Glacier Pad
Finish Applicator	Multi-Flo XP or T-Bar
Finish	Recon

SCRUB and RECOAT

Annually

Prep - Abrasion

Apply New Finish

Water-based Coatings

Step-by-step written and video procedures are available from Hillyard.



1

Inspect
Pre-Clean
Dust Mop



Remove Tape and Gum
Use Treated Cotton Dust Mop

2

Clean
and
Abrade



Dry Abrade Prep or Wet Abrade Prep
Dry Abrade with the Trident FMD 20 Orbital
Wet Prep with Autoscrubber or FMD 20 Orbital
Wet Prep = Less Dust

3

Rinse
and
Dry

4

Dry Tack
and
Apply Finish



The Multi-Flo® XP Lays Finish
at 10,000 sq ft per Hour and
Delivers a Consistent Film Build

5

Cure



Refer to Finish Label
Instructions for
Cure Times

Recommended Gym Finishes



SELECTION CRITERIA	Skill Required	Basic	Advanced	Advanced
	Number of Components	One	Two	Three
	Solids	High (29%)	Higher (36%)	Highest (45%)
	Drying Time	4-6 Hours	4-6 Hours	12 Hours
	Ready For Play	72 Hours	72 Hours	One Week
	VOCs	Low (<250)	Low (<250)	Very Low (<150)
	Coverage	500-600 sq ft / gal	500-600 sq ft / gal	500-600 sq ft / gal
	Number of Coats	Two	One	One
	Recommended Sealer	Court Guard	Court Guard	Court Guard
	Recommended Finish	Diamond 1K	Trophy H2O	Icon
Green Seal Certified System		N/A	N/A	Icon Finish and Star Seal

Icon meets Green Seal™ Standard GS-11 based on effective performance, minimized/recycled packaging, and protective limits on VOCs and human toxicity.

Always refer to label instructions

CLEAN and
APPLY

As Planned

Deep Clean

Apply
Hillyard Recon®

REVITALIZE

Recon® - Revolutionary Sports Floor Care

Replace Your Annual Scrub and Recoat Program
or Apply a Quick Mid-Season Tune-up

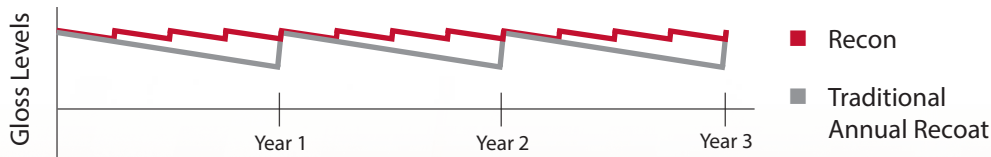


Traditional Sports Floor Care - Annual Recoat

- Application takes more time, greater effort and skill, and the floor will be out of service for days.
- The result, shown in the graph below, is a wider variation in gloss and performance over time.

The Recon Solution

- Clean, then apply a fast-drying coat of Recon Micro-layer Sports Floor Coating. Repeat 3-4 times per year.
- Realize a consistent, high level of gloss and performance, less down time.



2-Component
Cross-linked Formulation
Enhanced Durability



Ultra-thin Profile
Easily Stack Multiple Coats Throughout the Year
Coat the Whole Floor, Playing Surface, or Sections

Recon - Micro-Layer Sports Floor Coating

Existing Sports Floor Coating



Clean



Apply



Dry In
One Hour



Play The
Next Day

It's Time to Recon It!



Sports floors take a beating! Constant play, street shoes, grit, and grime all take a toll on your sports floor. Compounding the problem, many gyms have become the 24/7 community centers with meetings, assemblies, and ceremonies that wear on a sports floor finish. Over time, even with the best coating and maintenance program, your floor loses its high gloss and tight, "shoe squeak" performance.

Until now, an annual recoat was the only solution to gain back new floor gloss and performance. The reality is, while beneficial, recoating is hard work. It takes a lot of time, effort, and skill to perform. There is cleaning, abrading, tacking, coating, drying and curing. Your sports floor is down for 4 or 5 days at a time. That's why recoats are mostly done once a year. Gloss and performance is boosted, then it begins to decline until the next annual maintenance procedure. We call this the roller coaster effect of traditional sports floor maintenance.

Recon is a revolutionary system that can eliminate the roller coaster effect of annual sports floor maintenance, or deliver new floor gloss and performance anytime you need it - for example, right before a mid-season tournament. Recon is a specially formulated, high-performance, high gloss, micro-layer sports floor coating that stands up to the rigors of athletic competition. Applying Recon takes just a little more time than a routine cleaning. A simple prep, apply, and dry process has your newly coated sports floor ready for play the next day!

With its micro-layer technology and easy application, Recon can be applied multiple times throughout the year, keeping your sports floor looking great and performing well all the time! Keep high gloss and performance year round with Recon by Hillyard, the leaders in sports floor care technology!

Gym Finishes

	Name	1-Gallon ^a	1.5 Gallon	5-Gallon
WATER-BASED	Trophy® H2O		HIL0027635	HIL0027607 ^d
	Icon® 	HIL0027406 ^c		HIL0027407 ^c
	Diamond 1K 	HIL0027506		HIL0027572
	275 Gym Finish™			HIL0025907
SOLVENT-BASED	350 Gym Finish®			HIL0026007
	450 Gym Finish®			HIL0028407
	Gold Medalist® Wood Gym Finish			HIL0028507

a. 1-Gallon: Water-based is packed 4/cs. b. Comes packed in 5-gallon bag-in-box packaging.
c. Packed as 3-part kits that require on-site mixing. d. Requires HIL0075637 cross linker sold separately.

GREEN
SEAL

Cleaners & Dust Mop Treatment

Super Shine-All® Certified Kosher

Concentrated, neutral pH formula won't harm your floor finish. Perfect for cleaning coated wood sports floors. Protective sheen helps preserve, protect, and aid in traction. Excellent choice for damp mopping and autoscrubbing.

Dilution Rate: 1:128 - 1:42

Item	Pack
HIL0014004	12 - 1 Quart Bottles
HIL0014006	4 - 1 Gallon Containers
HIL0014007	1 - 5 Gallon Bag-In-Box
HIL0014009	1 - 55 Gallon Drum
HIL0014011	1 - 275 Gallon Tote

Arsenal® System

Dilution Rate: 1:128

Item	Pack
HIL0080825	4 - 2.5L Containers
HIL0080892	72 - 2 oz Packets
HIL0080894	36 - 4 oz Packets

Pre-Game®

A water-based formulation designed for scrubbing a wood floor in preparation for coating and tacking between coats of wood seals and finishes. Pre-Game helps remove dust, dirt, and other contaminants in preparation for coating. Tacking with Pre-Game helps ensure a clean surface for coatings to bond with. Dilution rate: 1:4.



Item	Pack
HIL0045606	4 - 1 Gallon Containers

Super Hil-Tone®

A high-quality dust mop treatment formulated to clean and protect seals and finishes. Daily dust mopping with Super Hil-Tone increases the life and beauty of your floors by reducing the abrasive effects of tracked in dirt. Treatment with Super Hil-Tone provides excellent resistance to black heel marks, scuffing, and scratching. RTU.

Item	Pack
HIL0021506	4 - 1 Gallon Containers
HIL0021507	1 - 5 Gallon Bag-In-Box
HIL0021509	1 - 55 Gallon Drum
HIL0101604	12 - 1 Quart Bottles

Gym Seals & Primers

Name	Base	1 - Gallon	5-Gallon
Star® 	Water	HIL0028106	HIL0028107 ^b
Court Guard® 	Water	HIL0033406	HIL0033472
350 Wood Seal™	Solvent		HIL0032507
Gold Medalist® Wood Seal	Solvent		HIL0032607

A Full Range of Coating Supplies



Tack-It®

A special RTU water-based formulation designed for tacking between coats of wood seals and finishes. Tack-It® removes dust and dirt that may have settled on the floor and ensures a clean surface for coating to bond with.

Item	Pack
HIL0045806	4 - 1 Gallon Containers
HIL0045807	1 - 5 Gallon Bag-In-Box

Kleen-Up Solvent®

A special blend of highly refined solvents designed for tack ragging raw wood or between coats of seal and finish. It removes dust and dirt which may have settled on the surface and helps ensure good adhesion between coats. It is also perfect for cleaning tools and equipment used to apply solvent-based waxes, seals, and finishes.

Item	Pack
HIL0043706	6 - 1 Gallon Containers
HIL0043707	1 - 5 Gallon Pail