





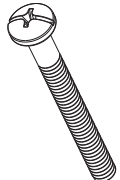


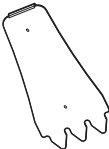






# HARDWARE LIST

Key	Description	Picture	Qty
A	1/4"-20UNC x 10 Screw		30
B	NO.8-32UNC x 10 Screw		2
C	NO.10-24UNC Nut		2
D	NO.10-24UNC x 10 Screw		6
E	1/4"-20UNC x 38 Screw		4
F	NO.10-24UNC x 18 Screw		4
G	1/4"-20UNC x 60 Screw		4
H	M4 Wing Nut		1
J	1/4" Nut		4
K is not used			
L	Cleaning Tool		1

# HARDWARE LIST

Key	Description	Picture	Qty
M	Tool Holder		2
N	NO.5-40 X 10 Screw		2
P	REGULATOR Pin		1
R	Door Back Bush		4

# REPLACEMENT PARTS LIST

Key	Qty	Description
1	1	BOTTOM SHELF
2	2	TANK SUPPORT
3	2	CASTER, LOCKING
4	2	CASTER, FIXED
5	1	LEFT CART PANEL
6	1	GROMMET
7	1	RIGHT CART PANEL
8	1	MATCH HOLDER
9	2	REAR PANEL, F/ CART
10	1	UPPER DOOR BRACE
11	1	BATTERY BOX
12	1	LEFT SIDE PANEL, F/ FIREBOX
13	1	RIGHT SIDE PANEL, F/ FIREBOX
14	1	REAR PANEL, F/ FIREBOX
15	1	HEAT SHIELD, FIREBOX
16	2	RAIL, F/ GREASE TRAY
17	1	HEAT SHIELD, F/ CONTROL PANEL
18	1	CONTROL PANEL
19	1	VALVE ASSEMBLY
20	5	BEZEL F/ CONTROL KNOB
21	5	CONTROL KNOB
22	1	IGNITER SWITCH MODULE
23	1	LED WIRE ASSY
24	2	SPRING PIN, F/ DOOR
25	1	BOTTLE OPENER
26	1	FIREBOX
27	2	LID STOP
28	4	BURNER BRACE
29	4	MAIN BURNER
30	4	ELECTRODE SET, F/ MAIN BURNER
31	3	CARRY OVER TUBE
32	2	CAP, F/ CARRYOVER PORT
33	1	LEFT SIDE SHELF
34	1	HOT PLATE SHELF
35	1	FASCIA, F/ HOT PLATE SHELF
36	1	DRIP PAN, F/ HOT PLATE

Key	Qty	Description
37	2	SILICONE RUBBER BUMPER, F/ HOT PLATE
38	1	LID, F/ HOT PLATE
39	1	HOT PLATE BURNER
40	1	ELECTRODE, F/ HOT PLATE
41	1	TOP LID
42	1	BEZEL, F/ TEMPERATURE GAUGE
43	1	TEMPERATURE GAUGE
44	1	LOGO PLATE
45	2	BEZEL, F/ HANDLE
46	1	HANDLE F/ LID
47	2	RUBBER BUMPER, F/ TOP LID
48	1	TOP LID HARDWARE
49	1	LEFT DOOR, NO HANDLE
50	2	FIXED PIN, F/ DOOR
51	4	BEZEL, F/ DOOR HANDLE
52	2	HANDLE, F/ DOOR
53	1	RIGHT DOOR, NO HANDLE
54	3	COOKING GRATE, INFRARED EMITTER
55	3	COOKING GRATE
56	1	WARMING RACK
57	1	ELECTRONIC IGNITION MODULE
58	1	CAP, F/ EI MODULE
59	1	HEAT SHIELD, F/ IGNITION MODULE
60	1	WIRE, F/ HOT PLATE ELECTRODE
61	1	GRATE, F/ HOT PLATE
62	1	GREASE TRAY
63	2	TOOL HOLDER
64	1	REGULATOR HOSE CLIP
65	1	TANK HOLD STRAP
NOT Pictured		
...	1	PRODUCT GUIDE, EUROPE
...	1	HARDWARE PACK
...	2	DOOR MAGNET
...	1	IR CLEANING TOOL

# REPLACEMENT PARTS DIAGRAM

