

# ASSEMBLY INSTRUCTIONS

DESCRIPTION: Foxford Console Table

## Parts required

NO	Drawing	Description	Q'TY
1		Bolt $\varnothing 1/4'' \times 19\text{mm}$	4PCS
2		Bolt $\varnothing 1/4'' \times 38\text{mm}$	8PCS
3		Lock Washer $\varnothing 1/4''$	12PCS
4		Flat Washer $\varnothing 1/4'' \times 16\text{mm}$	12PCS
5		Allen Key 4mm	1PC

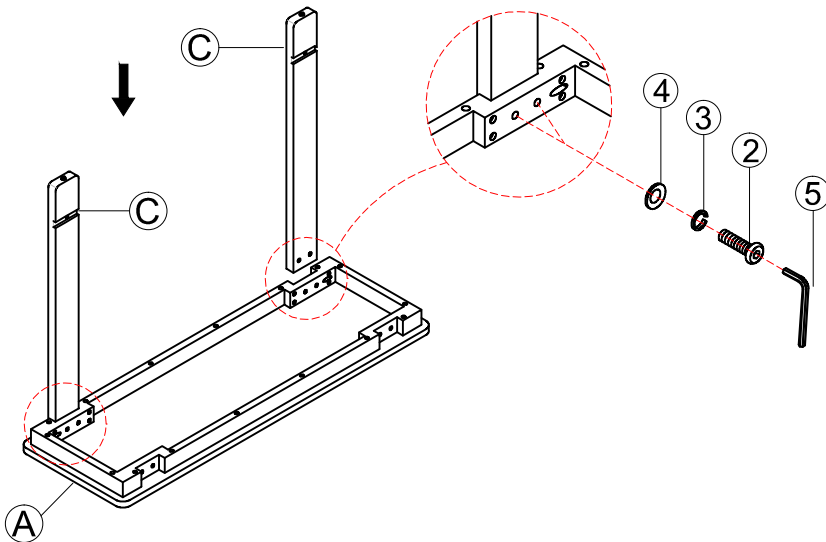
NO	Description	Q'TY
A		1 PC
B		1 PC
C		4 PCS
D		1 PC

Do not tighten screws completely until final step.

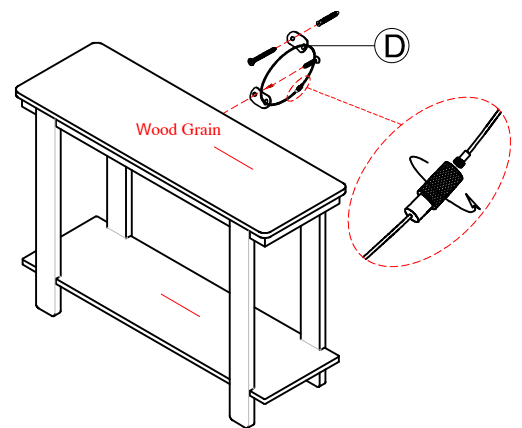
Ne serrez pas les vis complètement avant la dernière étape.

No ajuste los tornillos a fondo hasta el paso final.

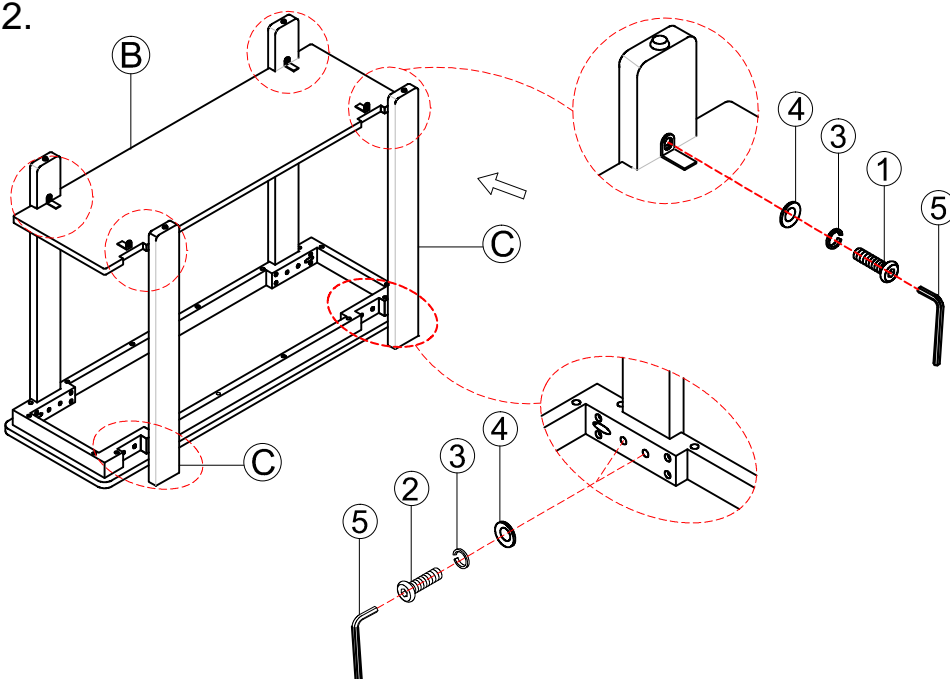
1.



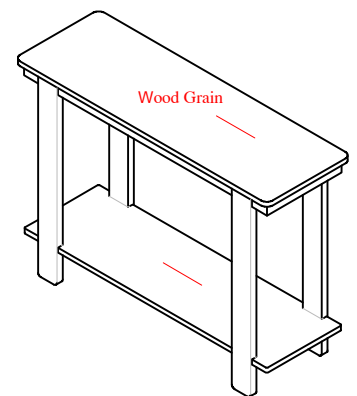
3. TIP KIT BRACKET LOCATION/  
EMPLACEMENT DU SUPPORT  
DU KIT DE POINTE/  
UBICACIÓN DEL SOPORTE DEL  
KIT DE PUNTA



2.



4.



Align wood grain on table  
top and shelf during  
assembly