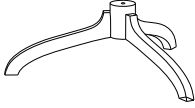




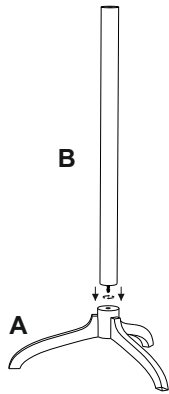
ASSEMBLY INSTRUCTIONS

HENSHALL SIDE TABLE

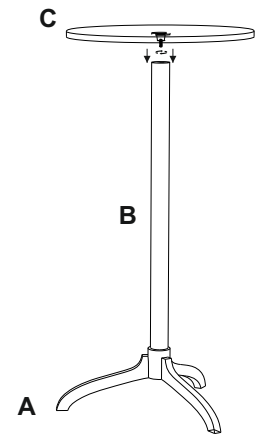
PART LIST :-

| NO. | DESCRIPTION | IMAGE | QTY |
|-----|-------------|-----------------------------------------------------------------------------------|-----|
| A | BASE |  | 1 |
| B | POLE |  | 1 |
| C | TOP |  | 1 |

STEP:- 1



STEP:- 2



STEP:- 3 ASSEMBLED

