


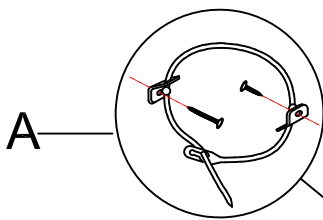
Thank you for purchasing this quality product. Be sure to unpack carefully looking for small parts which may have come loose during shipment.

Read all instruction and study the drawing carefully before starting the assembly process.

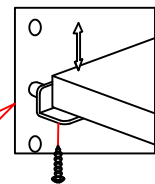
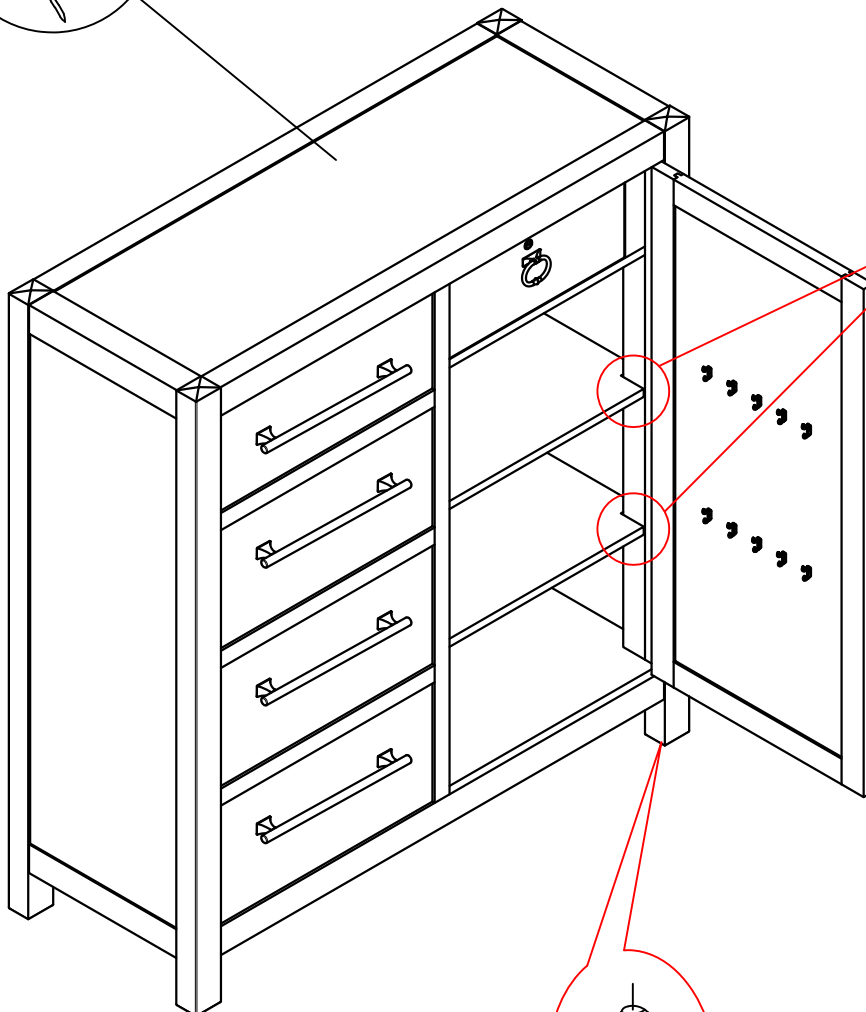
HARDWARE PACK

NO.	DRAWING	DESCRIPTION	SIZE	Q'TY
A		Anti - Tip Kit		1 PC

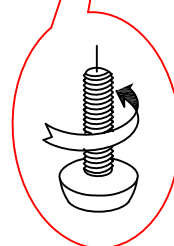
Tipping Restraint



Anti-tip kit is included for use. We recommend installing for safety reason.



To adjust the shelf height, remove screws then place shelf pins in the desired level.



Adjust Leveler if needed to level case on uneven floor.