

Features

- Solid brass frame
- Basket extends approximately 8-7/8" along each wall from corner

Basket
28505

Codes / Standards Compliance

Meets or exceeds the following at date of manufacture:

- All applicable US Federal and State material regulations



Colors / Finishes

- PC: Polished Chrome
- SN: Satin Nickel

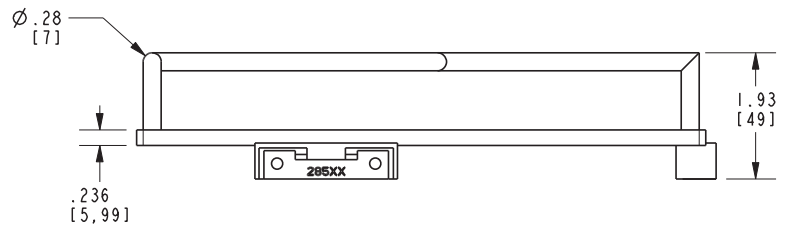
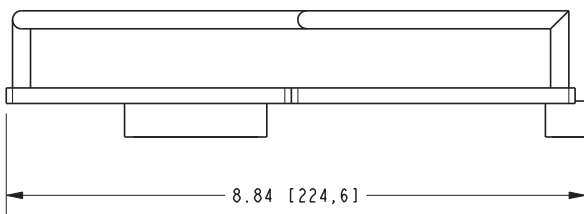
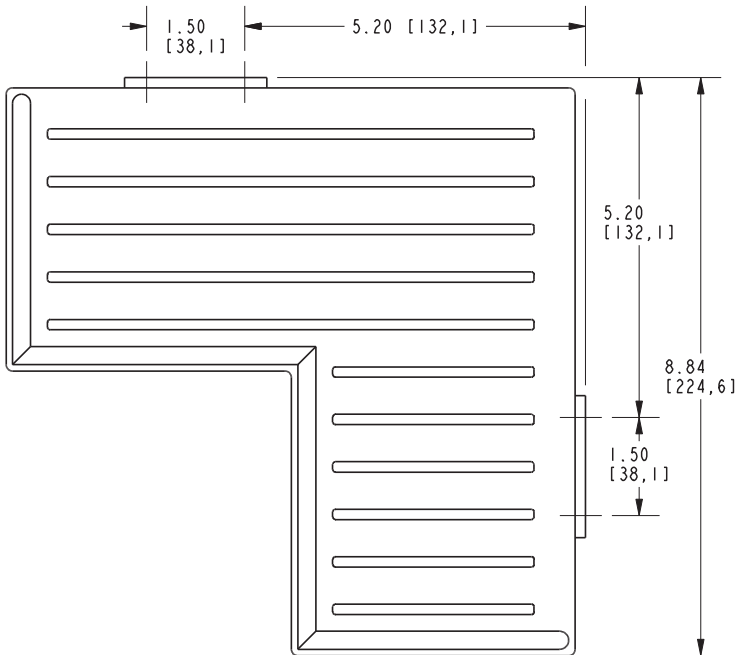
Specified Model

Model	Description	Colors Finishes
28505	Corner Basket	<input type="checkbox"/> PC <input type="checkbox"/> SN

Product Specification: Add "Color / Finish" Suffix to Model Number Below

The Basket shall be of solid brass construction. Basket Shelf shall incorporate a triangular shape that extends approximately 8-7/8" along each wall from corner. Basket shall be Ginger Model 28505/_____.

28505



Surface Basket 28505